

# DWS Invest CROCI World Value

Quarterly review

1Q 2026

Marketing Material. For professional Clients. For business customers only. Further distribution of this material is strictly prohibited. For Korea: This material has been provided upon your specific request on a reverse solicitation basis. For Professional Clients (MiFID Directive 2014/65/EU Annex II) only. Not for distribution to private/retail investors. For Qualified Investors (Art. 10 Para. 3 of the Swiss Federal Collective Investment Schemes Act (CISA)). For Institutional investors only. Further distribution of this material is strictly prohibited



# DWS INVEST CROCI WORLD VALUE



## Performance in EUR

### Commentary for 1Q 2026

In Q1, DWSI CROCI World Value delivered a marginal absolute decline, outperforming the MSCI World by +2.1% while underperforming the MSCI World Value by 2.7%. This underperformance was largely the consequence of the first half of March, as the Iran conflict turned around the stock selection contribution negative.

Over the course of the quarter, the relative performance versus MSCI World Value was shaped by a positive sector allocation impact of around +60bps. Allocation gains were driven by positioning in Financials (+70bps) and Communication Services (+40bps), while this was offset by the small negative active exposure to Energy(-30bps).

Positive exposure to Value, Quality and Liquidity factors remained supportive of allocation contribution. However, adverse momentum exposure and growth tilt effects aligned with weaker stock selection outcomes during the quarter.

### Fund Performance (Net) Summary

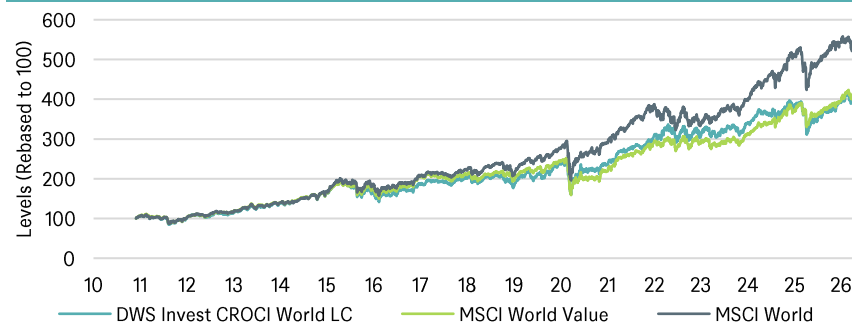
29 Nov. 2010 - 31 Mar. 2026	DWS Invest CROCI World LC	MSCI World Value	MSCI World
Compounded Annual Growth	9.3%	9.6%	11.5%
Annualised Volatility (Daily)	16.4%	15.3%	15.7%
Sharpe Ratio (0.55%)	0.53	0.59	0.70
Worst drawdown	-35.1%	-37.0%	-33.8%
Time to recovery (months)	10	12	10

Live since 29 Nov. 2010	1M	3M	YTD	1Y	3Y	5Y	10Y	Since Live
DWSI CROCI World Value LC	-4.6%	-0.1%	-0.1%	9.1%	7.6%	7.9%	9.4%	9.3%
Rel. to MSCI World Value	-0.9%	-2.7%	-2.7%	-0.2%	-4.8%	-2.1%	0.2%	-0.2%
Rel. to MSCI World	-0.6%	2.1%	2.1%	-2.4%	-6.9%	-2.8%	-2.3%	-2.2%

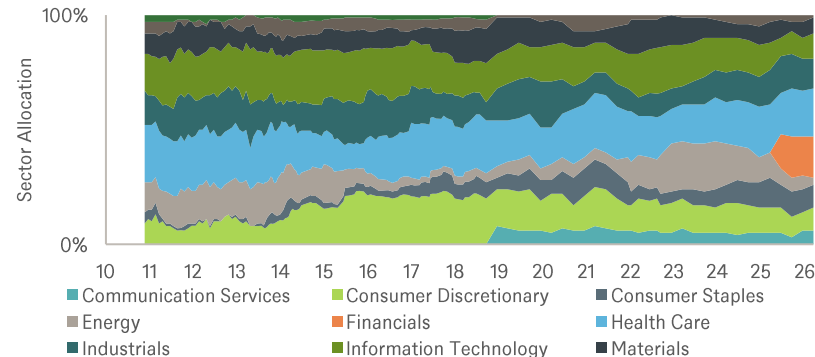
\*Return for the period of more than 1 year is annualized

Source: DWS, Bloomberg, Factset. 31 Mar. 2026; Asset allocation may change without prior written notification. Past performance does not predict future returns. This information is intended for informational purposes only and does not constitute investment advice, a recommendation, an offer or solicitation.

### Cumulative Fund Performance Net (Nov. 2010 – Mar. 2026)



### Historical Sector Allocation



# DWS INVEST CROCI WORLD VALUE

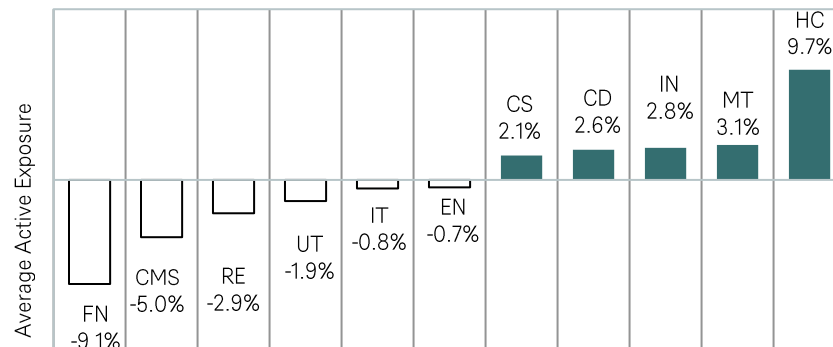


## Performance Attribution Relative to MSCI World Value in EUR

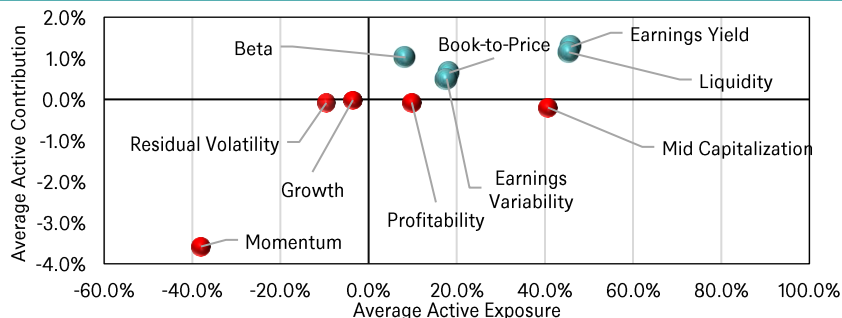
### Performance Attribution – 1Q 2026

Source of Active Return	Sector Allocation	Stock Selection	Total
Communication Services	0.4%	0.0%	0.3%
Consumer Discretionary	-0.1%	0.0%	-0.1%
Consumer Staples	0.1%	-0.2%	-0.1%
Energy	-0.3%	-0.3%	-0.6%
Financials	0.7%	-0.5%	0.2%
Health Care	-0.2%	1.6%	1.3%
Industrials	0.1%	-1.4%	-1.2%
Information Technology	-0.1%	-1.1%	-1.2%
Materials	0.2%	-0.3%	-0.1%
Real Estate	0.0%	0.0%	0.0%
Utilities	-0.1%	-0.1%	-0.3%
<b>Total Active (Local Currency)</b>	<b>0.6%</b>	<b>-2.4%</b>	<b>-1.8%</b>
Currency			0.0%
<b>Total Active</b>			<b>-1.8%</b>

### Average Sector Exposure – 1Q 2026



### Style Factors Exposure & Contribution – Trailing 1Year



### Top & Bottom 5 Stocks by Total Return Contribution – 1Q 2026

Leading Contributors		Lagging Contributors	
Stocks	Contribution	Stocks	Contribution
Devon Energy	0.40%	Gen Digital	-0.31%
Halliburton	0.40%	Adobe Systems	-0.31%
EOG Resources	0.34%	Novo-Nordisk	-0.30%
Dell Technologies	0.30%	Fidelity National Information Services	-0.26%
Lockheed Martin	0.30%	Cognizant Technology Solutions	-0.24%

Source: DWS, MSCI Barra, Factset. 31 Mar. 2026; Asset allocation may change without prior written notification. This information is intended for informational purposes only and does not constitute investment advice, a recommendation, an offer or solicitation

# CROCI WORLD VALUE STRATEGY – ATTRIBUTION & PORTFOLIO CHANGES // DWS

## Changes to portfolio, sector weight changes and attribution

### Changes to the portfolio, 1Q 2026

- There were 10 new stock entrants in total:
  - 2 each from Financials, Health Care, Consumer Discretionary and Information Technology
  - 1 each from Industrials and Consumer Staples
- They replaced the following 10 stocks that left the portfolio:
  - 3 from Energy
  - 2 each from Industrials and Utilities
  - 1 each from Financials, Health Care and Consumer Staples

### Strategy attribution explanation 1Q 2026

- Relative to the MSCI World Value, the strategy underperformed over the quarter: a positive sector allocation contribution of +60bps was more than offset by weaker stock selection of 240bps.
- Sector allocation benefited primarily from an underweight in Communication Services and Financials, which together added +110bps. These gains were partly offset by a small underweight in Energy and more substantial overweight in Health Care.
- Stock selection was the detractor – negative contributors included zero weights in Exxon Mobil(-40bps) and Johnson & Johnson(-40bps). Additional drag came from owning the Fidelity National Information Services and Norton LifeLock, which together eroded approximately -60bps, reflecting selection headwinds across defensives and growth-oriented segments. These were partly offset by strong positive stock selection within Energy, such as Devon Energy, Halliburton, EOG Resources and Coterra Energy, collectively adding around +120bps.
- Currency effects were marginal and did not materially influence relative performance.

Source: DWS CROCI; Data as of 31 Mar. 2026. Asset allocation may change without prior written notification. Past performance does not predict future returns. This information is intended for informational purposes only and does not constitute investment advice, recommendation, an offer or solicitation.

# HEALTH CARE SECTOR

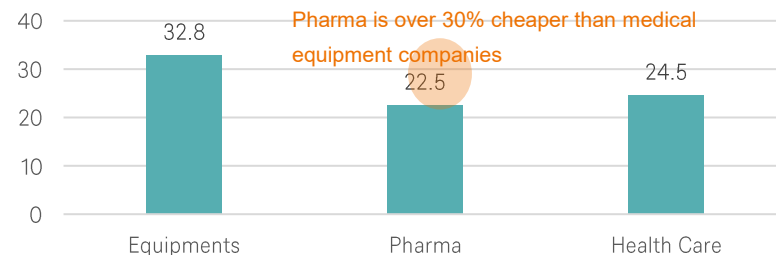
Not as homogenous as it would appear

## Focusing on the pharma segment

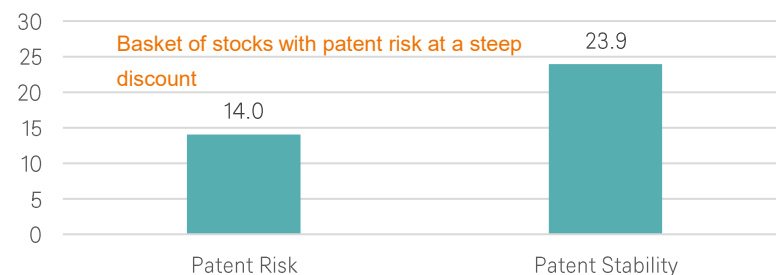
- The sector appears homogeneous, but valuations differ meaningfully.
- Pharma vs. Equipment is the key split:
  - Pharma (~75% of sector market cap) trades >30% cheaper than Healthcare Equipment.
  - As a result, overall sector valuation is highly sensitive to Pharma.
- Within Pharma, valuations diverge by patent exposure:
  - **Patent Risk:** >50% of FY24 revenues exposed to patent expiry by 2030.
  - **Patent Stability:** <50% of FY24 revenues exposed.
- Patent expiry risk is a major driver of valuation dispersion within pharmaceuticals.

The basket of stocks with higher patent risk trades at a deep discount

## Aggregate economic PE within the Health Care sector



## Aggregate economic PE within Pharma



Source: DWS, CROCI, data as of January 14, 2026. CROCI data of Health Care sector from developed markets in CROCI's coverage universe. The two pharma baskets add up to about 85% of the total market cap of the CROCI global pharma coverage universe. There are 16 companies in the Patent Risk and 12 in the Patent Stability basket. Forecasts are not a reliable indicator of future performance. Forecasts are based on assumptions, estimates, views and hypothetical models or analyses, which might prove inaccurate or incorrect. Past performance does not predict future returns

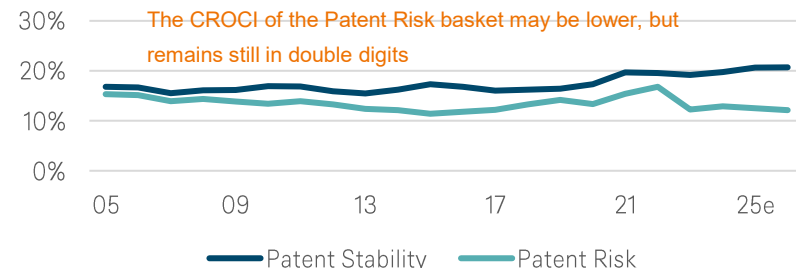
# PATENT RISK BASKET

## Peak pessimism déjà vu?

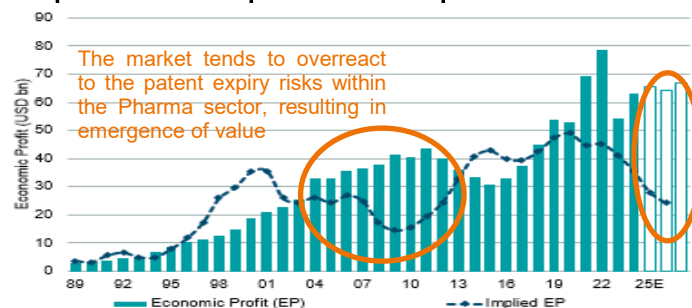
### There is a history of mispricing..

- The Patent Risk basket delivers lower cash returns than the Patent Stability basket.
- The gap has widened recently, driven by the unwinding of **COVID-19 vaccine overcapacity**, with high inventories and weaker demand weighing on profitability.
- Historically, **blockbuster drugs** boosted pharma cash returns from the mid-1990s to early 2000s.
- **Patent-cliff fears** compressed valuation multiples from ~2003 to 2010.
- Thereafter, multiples re-expanded, converging with underlying economic profitability.

### Aggregate cash returns for pharma baskets



### Economic profit (EP) & implied EP of the patent risk basket



The chart shows that from 2003 to 2010 the market priced the earnings of the Patent Risk basket to fall by around 36%. This pessimism proved misplaced. Earnings rose strongly over the period, continuing an upward trajectory that began in 1989. The market repeatedly overstated the impact of patent cliffs, resulting in persistent and material mispricing of the Patent Risk basket.

Source: DWS, CROCI, data as of January 14, 2026. CROCI data of Health Care sector from developed markets in CROCI's coverage universe. The two pharma baskets add up to about 85% of the total market cap of the CROCI global pharma coverage universe. There are 16 companies in the Patent Risk and 12 in the Patent Stability basket. Forecasts are not a reliable indicator of future performance. Forecasts are based on assumptions, estimates, views and hypothetical models or analyses, which might prove inaccurate or incorrect. Past performance does not predict future returns

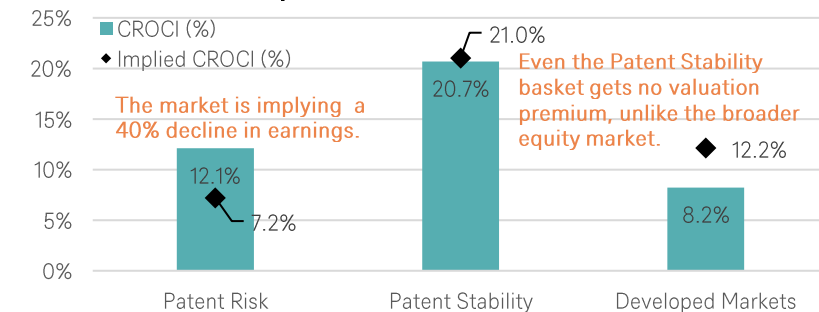
# PHARMA SEGMENT OF THE HEALTH CARE SECTOR

## What is in the price

### Current market price of the Patent Risk basket implies...

- ...a 40% decline in earnings.
- During the last patent-cliff cycle, economic earnings fell 24% (2011–15) but recovered rapidly, reaching a new peak by 2019.
- Consensus now expects earnings to recover next year, reinforcing the market's tendency to underestimate pharma resilience to patent expiries.
- The Patent Stability basket also looks attractive versus broader developed markets, suggesting pharma valuations are compelling and worth further investigation.

### 2026e CROCI and implied CROCI within Pharma



### Regional pharma – aggregate picture

2026e	Cash returns (CROCI)	Economic PE	FCF yield	Div. Yield
US Pharma	16.7%	23.8	4.9%	2.1%
Europe Pharma	13.7%	19.1	5.6%	2.7%
Japan Pharma	9.7%	19.1	5.5%	2.5%

United States pharma stands out as the most profitable region. European pharma trades at an ~20% valuation discount to the US. This discount is accompanied by a higher dividend yield, enhancing total return appeal.

Source: DWS, CROCI, data as of January 14, 2026. CROCI data of Health Care sector from developed markets in CROCI's coverage universe. The two pharma baskets add up to about 85% of the total market cap of the CROCI global pharma coverage universe. There are 16 companies in the Patent Risk and 12 in the Patent Stability basket. Forecasts are not a reliable indicator of future performance. Forecasts are based on assumptions, estimates, views and hypothetical models or analyses, which might prove inaccurate or incorrect. Past performance does not predict future returns

# Glossary: MSCI Risk Factors

<b>Beta</b>	Measures stocks' sensitivities to market or systematic risk that cannot be explained by the market factor.
<b>Book-to-Price</b>	Measures book-to-price as the last reported book value of common equity divided by current market capitalization.
<b>Dividend Yield</b>	Measures dividend yield as stocks' trailing and predicted 12-month dividend to price ratios.
<b>Earnings Quality</b>	Measures earnings quality based upon the uncertainties of company operating fundamentals (sales, earnings, cash flows) and the accrual components of their earnings.
<b>Earnings Variability</b>	Measures earnings variability as variability in sales, earnings and cash flows using both historical measures and analysts' forecasts.
<b>Earnings Yield</b>	Measures earnings yield as various ratios of the companies' earnings relative to their prices.
<b>Growth</b>	Measures company growth as earnings growth and sales growth using both historical measures and analysts' forecasts.
<b>Investment Quality</b>	Measures investment quality as assets, net issuance, and capital expenditure growth.
<b>Leverage</b>	Measures leverage as various leverage ratios based upon debt, liabilities, equity and assets.
<b>Liquidity</b>	Measures stocks' liquidity based upon stock trading activities and the impact of trading on stock returns.
<b>Long-Term Reversal</b>	Explains common variation in returns related to a long-term (five years ex. recent thirteen months) stock price behavior
<b>Mid Capitalization</b>	Captures non-linearities in the payoff to the Size factor across the market-cap spectrum.
<b>Momentum</b>	Measures momentum as stock performance over the trailing 12 months. Also considers Industry and Region Momentum
<b>Profitability</b>	Measures profitability as firms' operations efficiencies and the abilities to generate revenues and earnings.
<b>Residual Volatility</b>	Measures residual volatility as realized volatilities from stock returns and implied volatilities from equity options.
<b>Size</b>	Measures size as logarithm of market capitalization. Differentiates between largecap and smallcap stocks.

Source: MSCI Barra; Data as of 31 Mar. 2026

# ROLLING 12 MONTHS FUND PERFORMANCE (NET)

As of 31 Mar. 2026

Name	Currency	03/25 - 03/26	03/24 - 03/25	03/23 - 03/24	03/22 - 03/23	03/21 - 03/22	03/20 - 03/21	03/19 - 03/20	03/18 - 03/19	03/17 - 03/18	03/16 - 03/17
DWS Invest CROCI World Value LC	EUR	9.07%	-3.70%	18.65%	-3.19%	21.39%	45.71%	-11.29%	8.32%	-1.88%	21.94%

Source: DWS, Bloomberg. Past performance, whether live or simulated, is not a reliable indicator of future results. All returns include reinvested dividends and do not include fees that might be charged on an investment product. All pro-forma performance data before respective live dates is simulated and was calculated by means of retroactive application of the Strategy models. It is not possible to invest directly in a strategy or index. The performance shown here is for model portfolios. The performance of any actual investment products may differ significantly. DWS Invest CROCI World was launched on 30<sup>th</sup> August 2018.

DWS Invest CROCI World follows the same investment objectives, investment process and asset allocation strategy as DB PLATINUM CROCI WORLD - RCE, which was first launched on 14/12/2007. On 28/08/2018, DB PLATINUM CROCI WORLD - RCE was merged into the new DWS Invest CROCI World. The historical live track record of DB PLATINUM CROCI WORLD - RCE has been spliced onto the DWS Invest CROCI World for the measurement and provision of historical performance.

# FUND DATA & RISKS

As of 31 Mar. 2026

Portfolio Manager	Adam Freeman	Assets	79.5 mn EUR
Portfolio Manager since	01/07/2023	Fund Currency	EUR
Portfolio Management Company	DWS Investment GmbH & DWS Investments UK Ltd	Launch Date	28/08/2018
Portfolio Management Location	Multi-manager	Fiscal Year End	31/12/2026
Management Company	DWS Investment S.A.	Investor Profile	Risk-tolerant
Legal Structure	SICAV	Fund Domicile	Luxembourg

## Fund Risks

The fund reallocates investments between various asset classes depending on the market. Depending on the market phase and the reallocation of the fund's assets, it is therefore possible that the risk of the fund may vary. The risk/return profile can therefore fluctuate considerably within a short period of time. The fund invests in equities. Equities are subject to strong price fluctuations and thus also to the risk of price decreases. Due to its composition/the techniques used by the Fund management, the investment fund has significantly elevated volatility, i.e. the share price may be subject to significant fluctuations up or down within short periods of time. The share value may fall below the purchase price at which the customer acquired the share at any time. In accordance with the investment policy.

Investor profile: Risk-tolerant The Fund is intended for the risk-tolerant investor who, in seeking investments that offer targeted opportunities to maximize returns, can tolerate the unavoidable, and occasionally substantial, fluctuations in the values of speculative investments. The high risks from volatility, as well as high credit risks, make it probable that the fund will lose value from time to time, and expectations of high returns and tolerance of risk are offset by the possibility of incurring significant losses of capital invested

# CROCI STRATEGIES & INDICES

## Key Risks

- Any products linked to a CROCI Strategy or Index may not be capital protected and investor capital may be at risk up to a total loss. Prospective investors should be aware investments linked to the Strategies or Indices may go up or down in value.
- Past performance, whether live or simulated, does not predict future performance and any forecast or projection may not be realised.
- The CROCI Strategies have been built on the premise that stocks with lower CROCI Economic P/E ratios may outperform stocks with higher CROCI Economic P/E ratios over time. Moreover, the CROCI Global Dividends Strategy and CROCI WORLD VALUE Strategy make the assumption that Dividend Yield, Cash Returns, Financial Leverage and Price Volatility can impact the ability for companies to maintain their dividend payments as well as provide performance. These premises may not be correct and prospective investors should evaluate these assumptions prior to investing in the CROCI Strategies.
- There is no implied assurance that a stock selected for the CROCI Global Dividend Strategy or CROCI WORLD VALUE Strategy will not cut its dividend while it is in the portfolio.
- The CROCI REW Indices have been built on the premise that portfolio weightings should be determined by the CROCI Equity Earnings of each company and that this will provide a value-added to the portfolio construction process. This premise may not be correct and prospective investors should evaluate this assumption prior to investing in any of the Indices.
- CROCI's coverage universe does not aim to provide waterfront coverage of entire benchmarks. Some sectors may have a larger proportion of CROCI coverage than others.
- CROCI represents one of many possible ways to analyse and value stocks. Potential investors must form their own view of the CROCI methodology and evaluate whether CROCI and investments associated with CROCI are appropriate for them. The CROCI Team does not provide investment advice.

# DISCLAIMERS



## Important Information:

**This marketing communication is intended for professional clients only. Please read the fund prospectus and KID before making a final investment decision.**

DWS is the brand name under which DWS Group GmbH & Co. KGaA and its subsidiaries do business. Clients will be provided DWS products or services by one or more legal entities that will be identified to them in relevant documentation. This document does not constitute investment advice.

Complete information on the Funds/Sub-Funds, including all risks and costs, can be found in the relevant current prospectus. Together with the relevant key information document, these constitute the only binding sales documents for the Fund / Sub-Fund. Investors can obtain these documents, together with regulatory information, as well as the latest constitutional documents for the Fund / Sub-Fund from DWS Investment GmbH, Mainzer Landstraße 11-17, 60329 Frankfurt am Main and, in case of Luxembourg domiciled Sub-Funds, from DWS Investment S.A., 2, Boulevard Konrad Adenauer, L-1115 Luxembourg, in printed form free of charge, or available in respective languages from Germany: [www.dws.de](http://www.dws.de) [www.etf.dws.com](http://www.etf.dws.com) Austria: <https://funds.dws.com/at> Belgium: <https://funds.dws.com/be/NL> France: <https://funds.dws.com/fr-fr/> Luxembourg: [www.dws.lu](http://www.dws.lu) Spain: [www.dws.es](http://www.dws.es) Netherlands: [www.dws.nl](http://www.dws.nl) Ireland: <https://funds.dws.com/ie> and Sweden: <https://funds.dws.com/se>. In Italy: <https://funds.dws.com/it-it>, the prospectus is available to investors in English and the KID in Italian. The Investment Company may decide to terminate the arrangements made for the marketing of this fund. Any opinions stated reflect the current assessment of DWS International GmbH and are subject to change without notice.

Forecasts are not a reliable indicator of future performance. Forecasts are based on assumptions, estimates, opinions and hypothetical performance analysis, therefore actual results may vary. The decision to invest in the advertised fund should not only depend on the sustainability-relevant aspects. All characteristics or objectives of the advertised fund should be taken into account. These can be found in the prospectus and KID. Past performance, actual or simulated, is not a reliable indication of future performance. The calculation of performance uses the BVI (Bundesverband Investment and Asset Management) methodology and therefore does not consider the Upfront Sales Charge.

Tax information can be found in the relevant prospectus. This document is intended to be a marketing communication, not a financial analysis. Accordingly, it may not comply with legal obligations requiring the impartiality of financial analysis or prohibiting trading prior to the publication of a financial analysis. According to the information in the sales prospectus distribution of the products mentioned in this document is subject to restrictions of the relevant jurisdictions. This document and the information contained herein may only be distributed and published in jurisdictions in which such distribution and publication is permissible in accordance with applicable law in those jurisdictions. Direct or indirect distribution of this document is prohibited in the USA as well as to or for the account of US persons and persons residing in the USA.

© 2026 DWS International GmbH

## CROCI Disclaimer

CROCI is a registered trademark of DWS. All CROCI information is licensed from DWS's CROCI Investment Strategy & Valuation Group ("CROCI"). CROCI is not responsible for the investment management of any investment product ("CROCI Investment Product") based on or derived from any CROCI data, strategies and/or methodologies ("CROCI Data") and does not provide any investment advice or recommendations. CROCI does not act in a fiduciary capacity in relation to any CROCI Investment Product. While CROCI makes every effort to provide accurate, complete and current information, it does not guarantee accuracy nor is responsible for CROCI Investment Products or the CROCI Data being fit for any investor's purpose. No representation, warranty or condition, express or implied, is given or assumed by CROCI with respect to any CROCI Investment Product or any CROCI Data. CROCI shall have no liability or responsibility for any loss or charges arising in connection with any CROCI Investment Product or any CROCI Data.

CROCI represents one of many possible ways to analyze and value stocks. Potential investors must form their own view of the CROCI methodology and evaluate whether CROCI and investment associated with CROCI are appropriate for them. The CROCI Group does not provide investment advice.

Past performance does not predict future returns.

# DISCLAIMERS



**For investors in Switzerland:** This document has been produced by DWS CH AG (“DWS”). DWS is regulated and supervised by the Swiss Financial Market Supervisory Authority (FINMA) and holds a license to act as a Manager of collective assets and a Representative of foreign collective investment schemes.

This document is for information / discussion purposes only and does not constitute a recommendation or solicitation to conclude a transaction and should not be treated as investment advice. Before making an investment decision, investors need to consider, with or without the assistance of an investment adviser, whether the investments and strategies described or provided by DWS, are appropriate, in light of their particular investment needs, objectives and financial circumstances.

DWS does not give tax or legal advice. Investors should seek advice from their own tax experts and lawyers, when considering investments and strategies suggested by DWS. Unless notified to the contrary in a particular case, investment instruments are not insured by the Federal Deposit Insurance Corporation (“FDIC”) or any other governmental entity, and are not guaranteed by obligations of DWS or its affiliates.

Investments are subject to various risks, including market fluctuations, regulatory change, counterparty risk, possible delays in repayment and loss of income and principal invested. The value of investments can fall as well as rise and you may not recover the amount originally invested at any point in time. Furthermore, substantial fluctuations of the value of the investment are possible even over short periods of time.

Past performance is no guarantee of future results; nothing contained herein shall constitute any representation or warranty as to future performance.

This publication may contain forward looking statements. Forward looking statements include, but are not limited to assumptions, estimates, projections, opinions, models and hypothetical performance analysis. The forward looking statements expressed constitute the author’s judgment as of the date of this material. Forward looking statements involve significant elements of subjective judgments and analyses and changes thereto and/or consideration of different or additional factors could have a material impact on the results indicated. Therefore, actual results may vary, perhaps materially, from the results contained herein. No representation or warranty is made by DWS as to the reasonableness or completeness of such forward looking statements or to any other financial information contained herein. The terms of any investment will be exclusively subject to the detailed provisions, including risk considerations, contained in the offering documents. When making an investment decision, you should rely on the final documentation relating to the transaction and not the summary contained herein.

# DISCLAIMERS



This document may not be reproduced or circulated without our written authorization. The manner of circulation and distribution of this document may be restricted by law or regulation in certain countries, including the United States. This document is not directed to, or intended for distribution to or use by, any person or entity who is a citizen or resident of or located in any locality, state, country, or other jurisdiction, including the United States, where such distribution, publication, availability, or use would be contrary to law or regulation or which would subject DWS to any registration or licensing requirement within such jurisdiction not currently met within such jurisdiction. Persons into whose possession this document may come are required to inform themselves of, and to observe, such restrictions.

The foreign collective investment scheme ("CIS") mentioned above has been authorized by the Swiss Financial Market Supervisory Authority (FINMA) for offering to non-qualified investors in Switzerland, pursuant to the Swiss Federal Act on Collective Investment Schemes of June 23, 2006 ("CISA") The Swiss Representative for this CIS is DWS CH AG, Hardstrasse 201, CH-8005 Zurich. The Swiss Paying Agent is Deutsche Bank (Suisse) SA, Place des Bergues 3, CH-1201 Geneva. The current sales prospectus, the articles of association, KID (Key Information Document) as well as the annual and semi-annual reports may upon request be obtained free of charge from the Swiss Representative [www.dws.ch](http://www.dws.ch). In respect of the units offered in Switzerland, the place of performance is the registered office of the Representative. The place of jurisdiction shall be at the registered office of the Representative or at the registered office or domicile of the investor.

The information provided herein is subject to change without notice. Although DWS CH AG makes every attempt to ensure the accuracy of the data and has taken information only from sources which are believed to be reliable, DWS CH AG does not warrant the accuracy or completeness of the information. The information contained in this statement may not be accurate for tax purposes and should therefore be reviewed with your tax advisor before it is reported for tax purposes. DWS CH AG shall not be liable for any loss or for any damages (incidental, consequential or otherwise) which may arise from information provided to you which is either used by you or any other party.

The present information may not be reproduced or circulated without our written authorization.

Copyright 2026 (C) DWS CH A

# DISCLAIMERS



For investors in Thailand: The document has not been approved by the Securities and Exchange Commission which takes no responsibility for its contents. Nothing in this document nor any action of the Fund manager/ Marketing Entity constitutes or shall be construed as an offer for sale of any securities, or a solicitation, by the Fund manager/ Marketing Entity, to make an offer for sale of any securities to the public in Thailand. This document is intended to be read by the addressee only and must not be passed to, issued to, or shown to the public generally. Remarks: This investment contains risks. An investor should study all information prior to making a decision to invest.

For investors in PRC: This document has been prepared by DWS International GmbH and is intended for the exclusive use by the intended recipients in the People's Republic of China ("PRC"), which, for the purpose of this Document shall exclude Hong Kong Special Administrative Region, Macao Special Administrative Region and Taiwan to whom DWS International GmbH has directly distributed this Document. Information contained herein may not be wholly or partially reproduced, distributed, circulated, disseminated or published in any form by any recipient for any purpose without the prior written consent of DWS International GmbH .

Although information contained herein is believed to be materially correct, [Insert name of offshore entity] does not make any representation or warranty, express or implied, to the accuracy, completeness, correctness, usefulness or adequacy of any of the information provided. Neither DWS International GmbH , its affiliates, nor any of their directors, officers, employees, representatives, agents, service providers or professional advisers, successors and assigns shall assume any liability or responsibility for any direct or indirect loss or damage or any other consequence of any person/entity acting or not acting in reliance on the information contained herein. This Document is for informational purposes only and does not constitute a recommendation, professional advice, solicitation for offer or offer by DWS International GmbH to subscribe, purchase or sell any security or interest of any pooled products in PRC, nor shall it be construed as any undertaking of DWS International GmbH to complete any transaction in relation to any pooled products and services. This Document has not been and will not be approved by any PRC governmental or regulatory authority. Generally, this Document shall be distributed to specific entities on a private basis and may solely be used by such specific entities who satisfy themselves as to the full compliance of the applicable PRC laws and regulations with all necessary government approvals and licenses (including any investor qualification requirements) in connection with their overseas investment.

**For investors in Chile:** This product is being placed by means of a private offer commencing on [initial date of the offer] and it avails itself of the General Regulation No. 336 of the Superintendence of Securities and Insurances, currently the Financial Markets Commission.

This offer relates to securities not registered with the Securities Registry or the Registry of Foreign Securities of the Commission for the Financial Markets Commission, and therefore such shares are not subject to oversight by the latter;

Being unregistered securities, there is no obligation on the issuer to provide public information in Chile regarding such securities. These securities may not be subject to a public offer until they are registered in the corresponding Securities Registry.

Este producto es ofrecido como oferta privada empezando el [initial date of the offer] y está sujeta al Reglamento General No. 336 de la Superintendencia de Valores y Seguros (SVS), conocida como la Comisión de Mercados Financieros (CMF).

Esta oferta cubre aquellos instrumentos que no están registrados en el Registro de Valores o Registro de Valores Extranjeros de la Comisión de Mercados Financieros (CMF), por lo tanto, dichas acciones no están sujetas bajo la supervisión de la CMF.

Debido a que no están registrados, el emisor no tiene la obligación de proporcionar información sobre dichos instrumentos en Chile, los mismos no pueden ser ofrecidos bajo una oferta pública hasta que estén registrados en el Registro de Valores que corresponde.

**For investors in Peru:** The Superintendencia del Mercado de Valores (SMV) does not exercise any supervision over this fund and therefore the management of it. The information the fund provides to its investors and the other services it provides to them are the sole responsibility of the fund issuer. This presentation is only for the exclusive use of institutional investors in Peru and is not for public distribution.

**For Investors in Mexico:** The fund has not been and will not be registered with the National Registry of Securities, maintained by the Mexican National Banking Commission and, as a result, may not be offered or sold publicly in Mexico. The fund and any underwriter or purchaser may offer and sell the fund in Mexico, to Institutional and Accredited Investors, on a private placement basis, pursuant to Article 8 of the Mexican Securities Market Law.

# DISCLAIMERS



**Dubai International Financial Centre** This information does not constitute or form part of any offer to issue or sell, or any solicitation of any offer to subscribe for or purchase, any securities or investment products in the UAE (including the Dubai International Financial Centre and the Abu Dhabi Global Market) and accordingly should not be construed as such. Furthermore, this information is being made available on the basis that the recipient acknowledges and understands that the entities and securities to which it may relate have not been approved, licensed by or registered with the UAE Central Bank, the Dubai Financial Services Authority, the UAE Securities and Commodities Authority, the Financial Services Regulatory Authority or any other relevant licensing authority or governmental agency in the UAE. The content of this report has not been approved by or filed with the UAE Central Bank, the Dubai Financial Services Authority, the UAE Securities and Commodities Authority or the Financial Services Regulatory Authority.

**Kingdom of Saudi Arabia** This document may not be distributed in the Kingdom except to such persons as are permitted under the Investment Fund Regulations issued by the Capital Market Authority. The Capital Market Authority does not take any responsibility for the contents of this document, does not make any representation as to its accuracy or completeness, and expressly disclaims any liability whatsoever for any loss arising from, or incurred in reliance upon, any part of this document. Prospective subscribers of the securities offered hereby should conduct their own due diligence on the accuracy of the information relating to the securities. If you do not understand the contents of this document you should consult an authorized financial adviser.

**Kuwait** This document has been sent to you at your own request. This presentation is not for general circulation to the public in Kuwait. The Interests have not been licensed for offering in Kuwait by the Kuwait Capital Markets Authority or any other relevant Kuwaiti government agency. The offering of the Interests in Kuwait on the basis a private placement or public offering is, therefore, restricted in accordance with Decree Law No. 31 of 1990 and the implementing regulations thereto (as amended) and Law No. 7 of 2010 and the bylaws thereto (as amended). No private or public offering of the Interests is being made in Kuwait, and no agreement relating to the sale of the Interests will be concluded in Kuwait. No marketing or solicitation or inducement activities are being used to offer or market the Interests in Kuwait.

**Kingdom of Bahrain** This document does not constitute an offer for sale of, or participation in, securities, derivatives or funds marketed in Bahrain within the meaning of Bahrain Monetary Agency Regulations. All applications for investment should be received and any allotments should be made, in each case from outside of Bahrain. This document has been prepared for private information purposes of intended investors only who will be institutions. No invitation shall be made to the public in the Kingdom of Bahrain and this document will not be issued, passed to, or made available to the public generally. The Central Bank (CBB) has not reviewed, nor has it approved, this document or the marketing of such securities, derivatives or funds in the Kingdom of Bahrain. Accordingly, the securities, derivatives or funds may not be offered or sold in Bahrain or to residents thereof except as permitted by Bahrain law. The CBB is not responsible for performance of the securities, derivatives or funds.

# DISCLAIMERS



**UAE** This document, and the information contained herein, does not constitute, and is not intended to constitute, a public offer of securities in the United Arab Emirates (“UAE”) and accordingly should not be construed as such. The Product are only being offered to a limited number of exempt investors in the UAE who fall under one of the following categories of Exempt Qualified Investors: (1) an investor which is able to manage its investments on its own (unless such person wishes to be classified as a retail investor), namely: (a) the federal government, local governments, and governmental entities, institutions and authorities, or companies wholly-owned by any such entities; (b) foreign governments, their respective entities, institutions and authorities or companies wholly owned by any such entities; (c) international entities and organisations; (d) entities licensed by the Securities and Commodities Authority (the “SCA”) or a regulatory authority that is an ordinary or associate member of the International Organisation of Securities Commissions (a “Counterpart Authority”); or (e) any legal person that meets, as at the date of its most recent financial statements, at least two of the following conditions: (i) it has a total assets of AED 75 million; (ii) it has a net revenues of AED 150 million; (iii) it has total net equities or paid capital of AED 7 million; or (2) a natural person licensed by the SCA or a Counterpart Authority to carry out any of the functions related to financial activities or services, (each an “Exempt Qualified Investor”).

The Product has not been approved by or licensed or registered with the UAE Central Bank, the SCA, the Dubai Financial Services Authority, the Financial Services Regulatory Authority or any other relevant licensing authorities or governmental agencies in the UAE (the “Authorities”). The Authorities assume no liability for any investment that the named addressee makes as an Exempt Qualified Investor. The document is for the use of the named addressee only and should not be given or shown to any other person (other than employees, agents or consultants in connection with the addressee’s consideration thereof).

**Malaysia** NO ACTION HAS BEEN, OR WILL BE, TAKEN TO COMPLY WITH MALAYSIAN LAWS FOR MAKING AVAILABLE, OFFERING FOR SUBSCRIPTION OR PURCHASE, OR ISSUING ANY INVITATION TO SUBSCRIBE FOR OR PURCHASE OR SALE OF THE [SHARES] IN MALAYSIA OR TO PERSONS IN MALAYSIA AS THE [SHARES] ARE NOT INTENDED BY THE ISSUER TO BE MADE AVAILABLE, OR MADE THE SUBJECT OF ANY OFFER OR INVITATION TO SUBSCRIBE OR PURCHASE, IN MALAYSIA. NEITHER THIS DOCUMENT NOR ANY DOCUMENT OR OTHER MATERIAL IN CONNECTION WITH THE [SHARES] SHOULD BE DISTRIBUTED, CAUSED TO BE DISTRIBUTED OR CIRCULATED IN MALAYSIA. NO PERSON SHOULD MAKE

AVAILABLE OR MAKE ANY INVITATION OR OFFER OR INVITATION TO SELL OR PURCHASE THE [SHARES] IN MALAYSIA UNLESS SUCH PERSON TAKES THE NECESSARY ACTION TO COMPLY WITH MALAYSIAN LAWS.

# DISCLAIMERS



For Investors in Israel: DWS is not a holder of a license granted in Israel pursuant to the Regulation of Investment Advising, Investment Marketing and Portfolio Management Law, 1995 ("the Investment Law") and does not hold the insurance coverage required of a licensee pursuant to the Investment Law.

This document and any information provided by DWS in relation to the contents thereof will not under any circumstances be deemed investment "advice" (as such term is defined in the Investment Law). DWS is acting as a "marketing agent" (as such term is defined in the Investment Law) and any use of the word "advice" or any derivative thereof in this document should not be taken to mean that DWS is offering "advice" as such term is defined in the Investment Law. The transaction or investment described in this document ("the investment") may have been produced or issued by DWS or by a third party. In either case, in the event that a client of DWS enters into the investment, DWS may receive a financial benefit that is separate from, and in addition to, any fee, commission or other payment (if any) made to it by the client.

DWS has chosen to market the investment because DWS receives certain benefits when one of its clients invests in the investment. Other similar transactions or investment opportunities to which DWS has no connection, may also be available however DWS has chosen not to market these. This document may not be reproduced or used for any other purpose, nor be furnished to any other person other than those to whom copies have been sent. This document has been prepared exclusively for Qualified Clients as such term is defined in the First Schedule to the Investment Law and/or the First Schedule of the Israel Securities Law, 5728-1968 ("Securities Law"). As a prerequisite to the receipt of a copy of this document a recipient may be required to provide confirmation and evidence that it is a Qualified Client. This document has not been approved by the Israeli Securities Authority and will not constitute "an offer to the public" under sections 15 and 15a of the Securities Law or section 25 of the Joint Investment Trusts Law, 5754-1994.

**South Korea:** This material deals with a specific fund which is not registered in Korea. Therefore the material can not be used for Korean investors. Only passive communication to respond to a request from a Korean investor is allowed. This material can not be sent to a Korean investor unless the investor requests the material on an unsolicited basis or the investor is an existing client of the product. Also, it may be prudent to have some paper trail which can evidence the fact that the request was made by the investor on an unsolicited basis.

**Qatar:** This document has not been filed with, reviewed or approved by the Qatar Central Bank, the Qatar Financial Markets Authority, the Qatar Financial Centre Regulatory Authority or any other relevant Qatari governmental body or securities exchange or under any laws of the State of Qatar. This document does not constitute a public offering and is addressed only to the party to whom it has been delivered. No transaction will be concluded in Qatar and any inquiries or applications regarding the [Product] should be received, and allotments made, outside Qatar.

# DISCLAIMERS



Issued in the UK by DWS Investments UK Limited. DWS Investments UK Limited is authorised and regulated by the Financial Conduct Authority.

Any reference to “DWS” shall, unless otherwise required by the context, be understood as a reference to DWS Investments UK Limited including any of its parent companies, any of its or its parent companies, affiliates or subsidiaries and, as the case may be, any investment companies promoted or managed by any of those entities.

This document is a “non-retail communication” within the meaning of the FCA’s Rules and is directed only at persons satisfying the FCA’s client categorisation criteria for an eligible counterparty or a professional client. This document is not intended for and should not be relied upon by a retail client.

The information contained in this document is provided for information purposes only. Any investment decision in relation to a fund should be based solely on the latest version of the prospectus, the audited annual and, if more recent, un-audited semi-annual reports and the Key Investor Information Document (KIID), all of which are available in English upon request or on [www.dws.com](http://www.dws.com). In the case of any inconsistency with the prospectus, the latest version of the prospectus shall prevail.

This document is intended as marketing communication. This document is discussion purposes only and does not create any legally binding obligations on the part of DWS Group GmbH & Co. KGaA and/or its affiliates (DWS). Without limitation, this document does not constitute an offer, an invitation to offer or a recommendation to enter into any transaction. When making an investment decision, you should rely solely on the final documentation relating to the transaction and not the summary contained herein. DWS is not acting as your financial adviser or in any other fiduciary capacity in relation to this transaction. The transaction(s) or products(s) mentioned herein may not be appropriate for all investors and before entering into any transaction you should take steps to ensure that you fully understand the transaction and have made an independent assessment of the appropriateness of the transaction in the light of your own objectives and circumstances, including the possible risks and benefits of entering into such transaction. For general information regarding the nature and risks of the proposed transaction and types of financial instruments please go to <https://www.db.com/legal-resources/risk-Disclosures/index>. You should also consider seeking advice from your own advisers in making this assessment. If you decide to enter into a transaction with DWS, you do so in reliance on your own judgment.

Although information in this document has been obtained from sources believed to be reliable, we do not guarantee its accuracy, completeness or fairness, and it should not be relied upon as such. All opinions and estimates herein, including forecast returns, reflect our judgment on the date of this document and are subject to change without notice and involve a number of assumptions which may not prove valid.

# DISCLAIMERS



Any opinions expressed herein may differ from the opinions expressed by Deutsche Bank AG and/or any other of its affiliates (DB). DB may engage in transactions in a manner inconsistent with the views discussed herein. DB trades or may trade as principal in the instruments (or related derivatives), and may have proprietary positions in the instruments (or related derivatives) discussed herein. DB may make a market in the instruments (or related derivatives) discussed herein.

DWS SPECIFICALLY DISCLAIMS ALL LIABILITY FOR ANY DIRECT, INDIRECT, CONSEQUENTIAL OR OTHER LOSSES OR DAMAGES INCLUDING LOSS OF PROFITS INCURRED BY YOU OR ANY THIRD PARTY THAT MAY ARISE FROM ANY RELIANCE ON THIS DOCUMENT OR FOR THE RELIABILITY, ACCURACY, COMPLETENESS OR TIMELINESS THEREOF.

This document has been prepared without consideration of the investment needs, objectives or financial circumstances of any investor. Before making an investment decision, investors need to consider, with or without the assistance of an investment adviser, whether the investments and strategies described or provided by DWS, are appropriate, in light of their particular investment needs, objectives and financial circumstances. Furthermore, this document is for information/discussion purposes only and does not constitute an offer, recommendation or solicitation to conclude a transaction and should not be treated as giving investment advice.

DWS does not give tax or legal advice. Investors should seek advice from their own tax experts and lawyers, in considering investments and strategies suggested by DWS. Investments with DWS are not guaranteed, unless specified.

Investments are subject to various risks, including market fluctuations, regulatory change, counterparty risk, possible delays in repayment and loss of income and principal invested. The value of investments can fall as well as rise and you may not recover the amount originally invested at any point in time. Furthermore, substantial fluctuations of the value of the investment are possible even over short periods of time.

# DISCLAIMERS

This document contains forward looking statements. Forward looking statements include, but are not limited to assumptions, estimates, projections, opinions, models and hypothetical performance analysis. The forward looking statements expressed constitute the author's judgment as of the date of this material. Forward looking statements involve significant elements of subjective judgments and analyses and changes thereto and/or consideration of different or additional factors could have a material impact on the results indicated. Therefore, actual results may vary, perhaps materially, from the results contained herein. No representation or warranty is made by DWS as to the reasonableness or completeness of such forward looking statements or to any other financial information contained herein. The terms of any investment will be exclusively subject to the detailed provisions, including risk considerations, contained in the offering documents.

This document may not be reproduced or circulated without our written authority. The manner of circulation and distribution of this document may be restricted by law or regulation in certain countries, including the United States. This document is not directed to, or intended for distribution to or use by, any person or entity who is a citizen or resident of or located in any locality, state, country or other jurisdiction, including the United States, where such distribution, publication, availability or use would be contrary to law or regulation or which would subject DWS to any registration or licensing requirement within such jurisdiction not currently met within such jurisdiction. Persons into whose possession this document may come are required to inform themselves of, and to observe, such restrictions.

Past performance does not predict future returns.

© DWS Investments UK Limited 2026

UK Compliance: 24-090  
CRC: 100742 (October 2024)

