

,

■

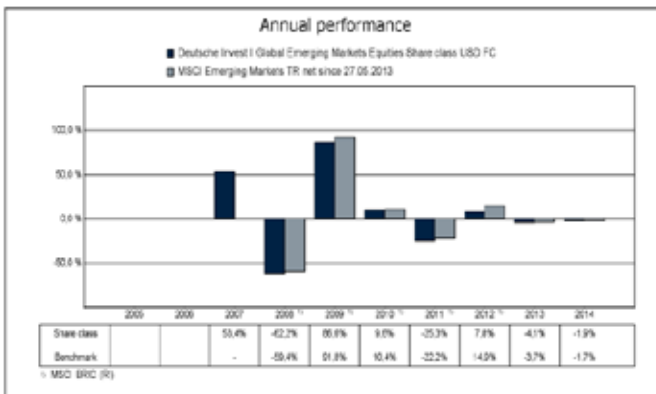
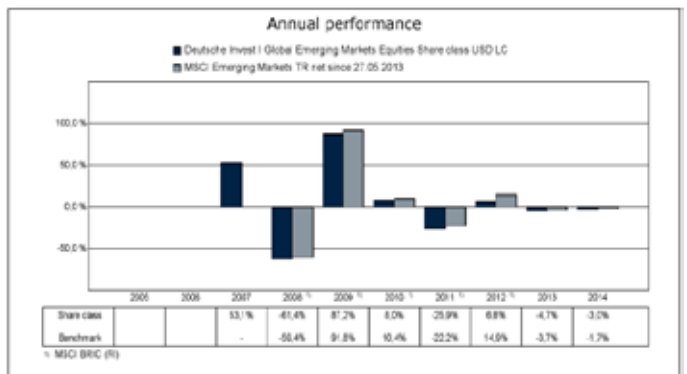
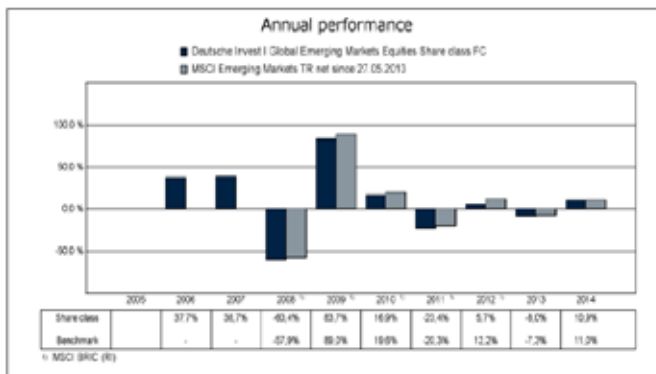
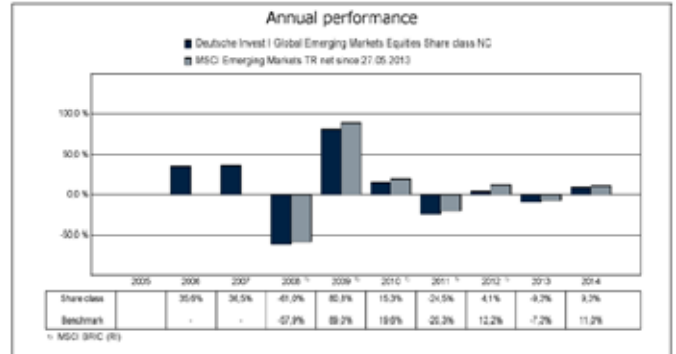
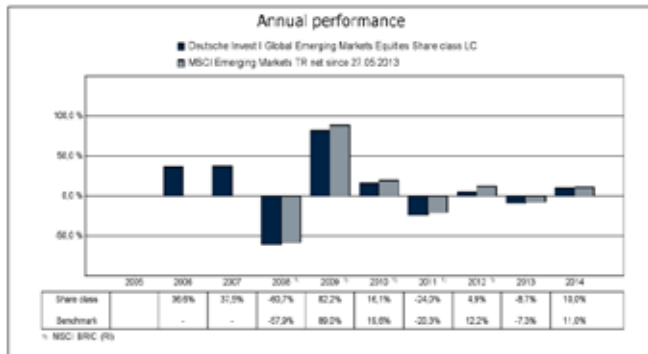
-

□

1

1

(Deutsche Invest I) SICAV



가

LC/NC/FC

USD LC/USD FC

LC/NC/FC

USD LC/USD FC

2005

2006

EUR

USD

15.4%)가

가

State Street Bank Luxembourg S.A., Luxembourg
I (Deutsche Invest I) SICAV
Deutsche Asset & Wealth Management

가

www.dws.com

가

가

I (Deutsche Invest I) SICAV

I (Deutsche Invest I) SICAV

가

I (Deutsche Invest I) SICAV

CSSF

2015 2 12

$$5 \quad (\quad) \quad 5 \quad 1 \quad (\quad)$$
가
가

가

4

가

()

/ /

1

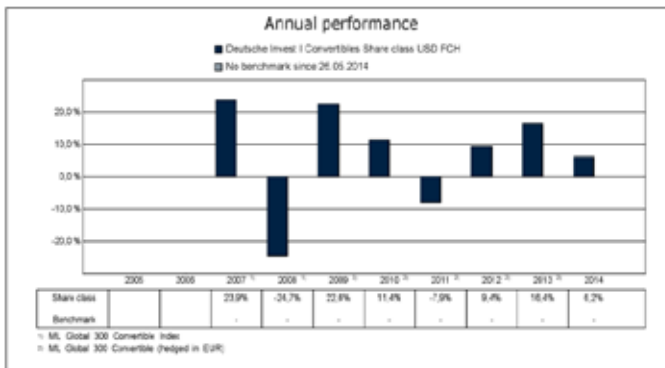
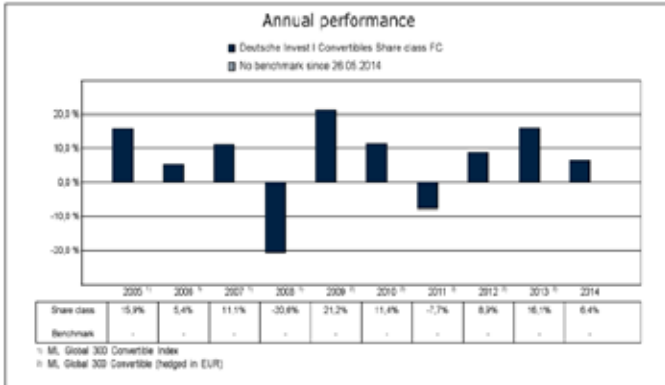
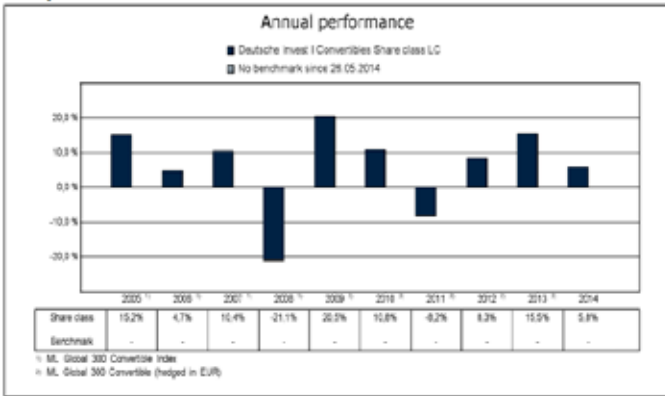
가	(net method)	(gross method)	
			0.05%

가

2

가

I (Deutsche Invest I) SICAV



가

LC/NC/FC
USD LCH/USD FCH
LC/NC/FC
USD LCH/USD FCH

2004
2006
EUR
USD

(15.4%)가

(,)

가

State Street Bank Luxembourg S.A., Luxembourg
I (Deutsche Invest I) SICAV
Deutsche Asset & Wealth Management

가
www.dws.com
가

I (Deutsche Invest I) SICAV
I (Deutsche Invest I) SICAV

I (Deutsche Invest I) SICAV

CSSF

2015 2 12


5 () 5 1 () .

(50% MSCI AC Far East (RI), 50% MSCI AC Far East ex Japan (RI))

가

USD LC/USD FC USD EUR LC/NC/FC EUR

가



가
가
가
가

1

	LC	NC	FC	USD LC	USD FC
	5.00%*	3.00%*		5.00%*	

	LC	NC	FC	USD LC	USD FC
(Ongoing Charge)(%)	1.67%	2.36%	0.92%	1.67%	0.91%

$$A^2 = A \cdot A$$

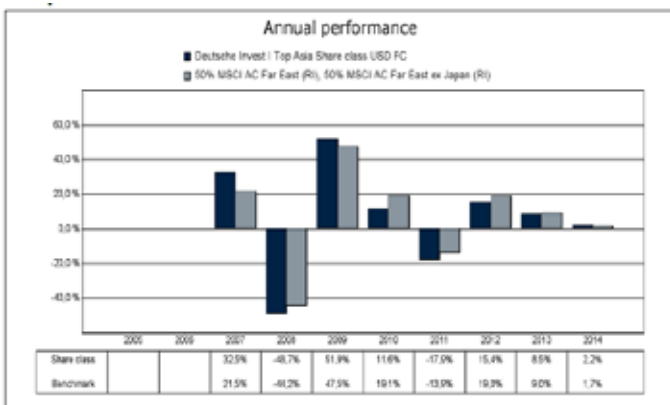
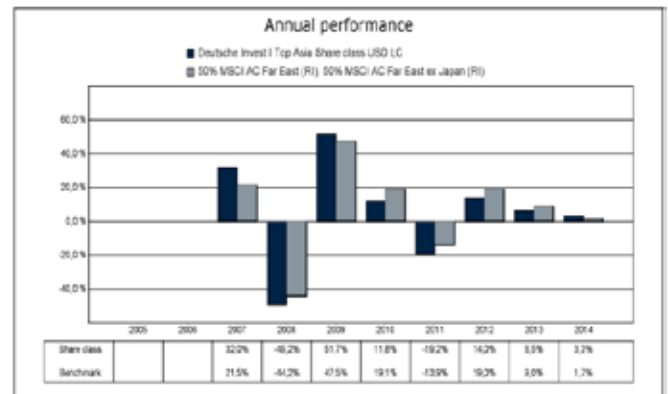
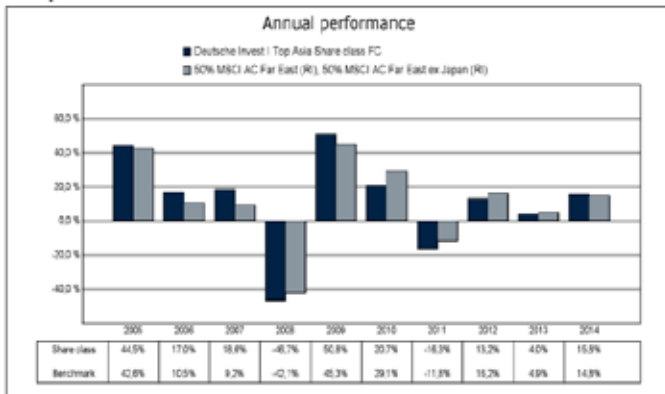
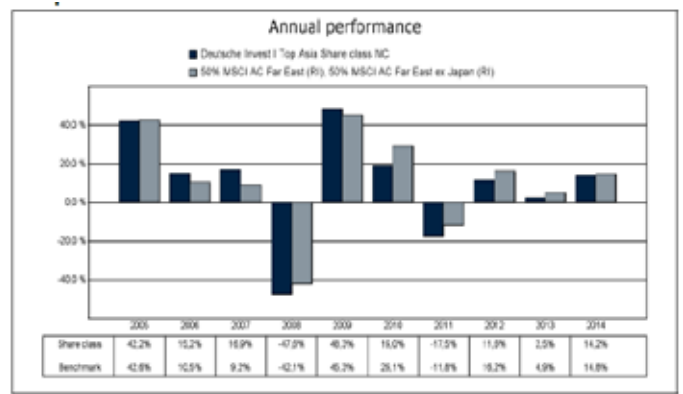
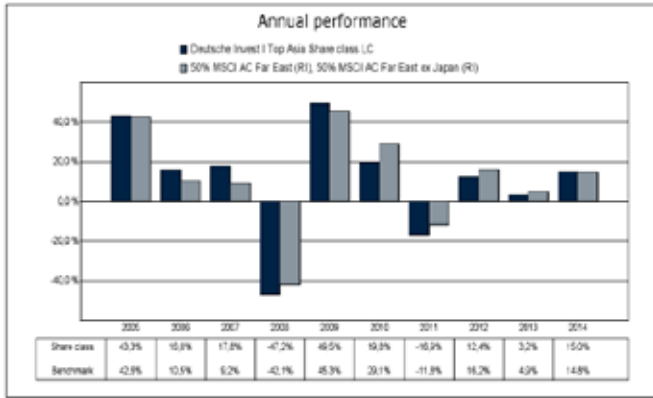
(gross method)

(net method)

	0.01%

2014/12/31 가

I (Deutsche Invest I) SICAV



가

LC/NC/FC

2002

USD LC/USD FC

2006

EUR

LC/NC/FC

USD LC/USD FC

USD

(15.4%)가

가

State Street Bank Luxembourg S.A., Luxembourg
I (Deutsche Invest I) SICAV
Deutsche Asset & Wealth Management

가

www.dws.com

가

I (Deutsche Invest I) SICAV

I (Deutsche Invest I) SICAV

가

가

I (Deutsche Invest I) SICAV

CSSF

2015 2 12

I	(Deutsche Invest I Chinese Equities),	I (Deutsche Invest I) SICAV
USD LC	: DWS0BN ISIN: LU0273164177	
USD FC	: DWS0BP ISIN: LU0273176932	
: Deutsche Bank Group	DWS Investment S.A. (2015	5 1 Deutsche Asset &
Wealth Management Investment S.A.)	

OECD ()

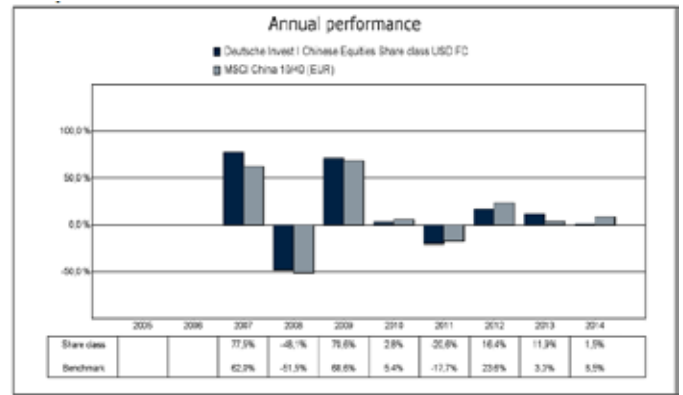
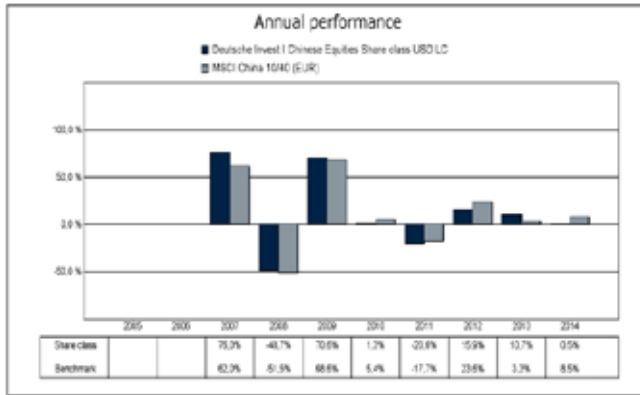


/ /

* 2 .

* 2 .
 (gross method)
 가 (net method)
 2 .

I (Deutsche Invest I) SICAV



가

2006

USD LC/USD FC

USD

USD LC/USD FC

(

15.4%)가

(,)

가

State Street Bank Luxembourg S.A., Luxembourg
I (Deutsche Invest I) SICAV
Deutsche Asset & Wealth Management

가

가

www.dws.com

가

가

I (Deutsche Invest I) SICAV

I (Deutsche Invest I) SICAV

가

I (Deutsche Invest I) SICAV

CSSF

2015 2 12

$$5 \quad (\quad) \quad 5 \quad 1 \quad (\quad)$$

	LC	FC	USD LC	USD FC
	5.00%*		5.00%*	

	LC	FC	USD LC	USD FC
(Ongoing Charge)(%)	1.64%	0.88%	1.71%	0.91%

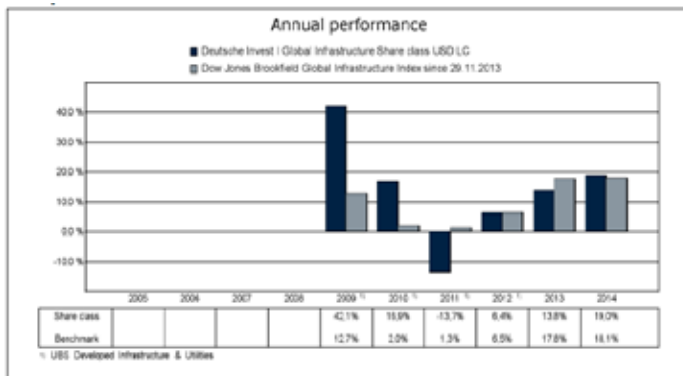
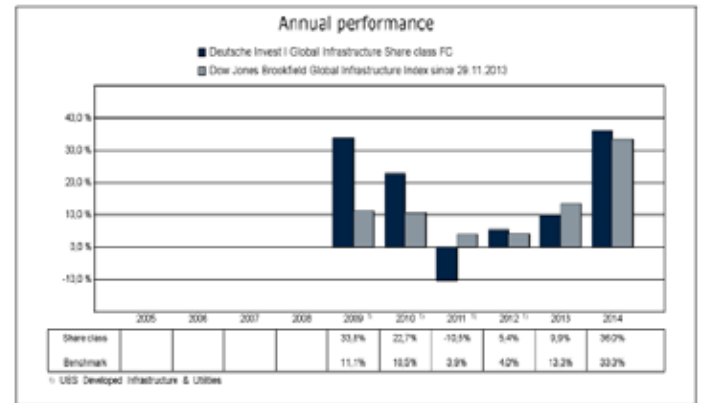
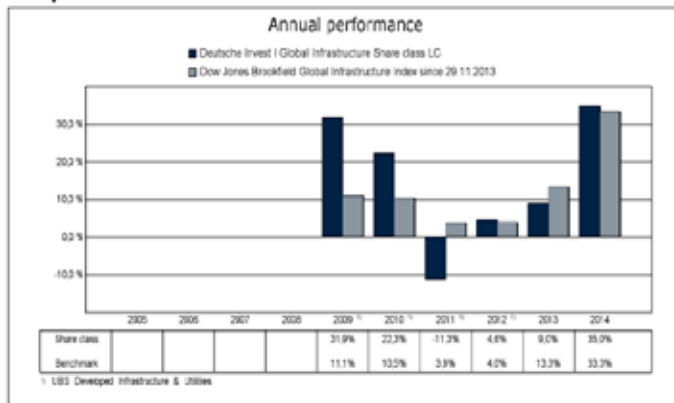
*

(gross method)
(net method)
가
2

--	--

2014/12/31

(USD FC
가
I (Deutsche Invest I) SICAV



USD FC

가

2008 EUR USD LC/USD FC USD FC USD 2014 LC/FC/USD LC LC/FC

((,) 15.4%)가

가

State Street Bank Luxembourg S.A., Luxembourg
I (Deutsche Invest I) SICAV
Deutsche Asset & Wealth Management

www.dws.com
가 “ ” 가

Invest I) SICAV I (Deutsche Invest I) SICAV 가 I (Deutsche

SICAV 가 I (Deutsche Invest I)

CSSF

2015 2 12

[1] / /

(i)

가 가
4

가

Management Investment S.A. DWS Investment S.A. (2015 5 1 14:50 Deutsche Asset & Wealth
가 가 1 가 1

(ii)

가 가 가

4

가 가 . 가 15:30 가
1 가 . 가

(i)

가 5
가 가 5
가 가 .

(ii)

가 .
가 .
가 , 가
7 가 7
가 .

(i)

가 (2
가) 가
4 .

(ii)

1)
: 500 가 ,
가
15 .
: 2,000 , 가
3,000 .
: , 가
가 .

2)

가 : US\$ 2,500 , 가 US\$ 1,000 ,
US\$1,000 , 가 US\$100 .

가 : 가 US\$ 1,000
가 US\$ 2,500 .

가 : , 가
US\$ 2,500 ,
US\$ 1,000 .
가
US\$ 2,500 , 가
가

1		<div>가 .</div> <div>< ></div> <table><tr><td>()</td><td>LC</td></tr><tr><td>10</td><td>1.50%</td></tr><tr><td>100</td><td>1.00%</td></tr><tr><td>100</td><td>0.75%</td></tr></table> <div>< ></div> <table><tr><td></td><td>LC</td></tr><tr><td>1 ~6</td><td>1.50%</td></tr><tr><td>7 ~24</td><td>1.00%</td></tr><tr><td>25</td><td>0.75%</td></tr></table>	()	LC	10	1.50%	100	1.00%	100	0.75%		LC	1 ~6	1.50%	7 ~24	1.00%	25	0.75%		<div>1 가 6 가</div> <div>7 1 1% 가</div> <div>. , 가 , .</div>
()	LC																			
10	1.50%																			
100	1.00%																			
100	0.75%																			
	LC																			
1 ~6	1.50%																			
7 ~24	1.00%																			
25	0.75%																			
2		<div>가 .</div> <table><tr><td></td><td></td><td></td></tr><tr><td></td><td>1.5%</td><td>1.5%</td></tr></table> <div>*</div> <div>**</div>					1.5%	1.5%		<div>1.0% 25 1.0% 25 .</div>										
	1.5%	1.5%																		