

## DB Strategic Asset Allocation Portfolios (USD)

### DB Balanced SAA (USD) Plus USD

#### Objectives and investment policy

The fund is actively managed. The fund is not managed in reference to a benchmark. The fund promotes environmental and social characteristics and is subject to the disclosure requirements of a financial product in accordance with article 8(1) of Regulation (EU) 2019/2088 on sustainability-related disclosures in the financial services sector. More ESG information is available in the sales prospectus and on the DWS website. The investment objective of the Fund is to achieve a mid to long-term capital growth and aims to protect against losses of capital in excess of 18% on an annualised basis. In order to achieve the investment objective, the Fund will seek to gain exposure to three primary asset class portfolios diversified among and within themselves, being a Fixed Income Portfolio, an Equity Portfolio and an Alternatives Portfolio. The Fund's investments will be allocated to the portfolios in the proportions determined at the discretion of the Investment Manager, DWS Investment GmbH, on the basis of advice received from the Investment Advisor, the wealth management division of Deutsche Bank AG. In order to advise the Investment Manager, the Investment Advisor uses a strategic asset allocation approach, taking into account expected return, volatility and correlation in each portfolio. The Investment Advisor aims to suggest an allocation to provide the opportunity for a mid to long-term capital growth. The expected range of allocations for a "balanced" portfolio is a) Fixed Income Portfolio: up to 70%; b) Equity Portfolio: 30-80%; and c) Alternatives Portfolio: 0-15%. The Fund will also aim to weight each of the Portfolios towards exposure to USD denominated assets, such that the Fund has a US focus. In addition to the allocation to the Portfolios, the Investment Manager will seek to implement a strategy on the basis of the Investment Advisor's recommendation intended to preserve capital by limiting a fall in the value of the Fund's assets to no more than 18% on an annualised basis (the Risk Reduction Strategy). The Risk Reduction Strategy aims to limit the potential loss in the Fund during any 12-month period on a rolling basis. The Risk Reduction Strategy involves investment in Financial Derivative Instruments. Exposure to the Portfolios will principally be obtained through investment in exchange traded fund or funds (each an ETF) or other collective investment schemes or, in the case of single commodity exposures, through debt securities linked to the performance of such individual commodities, such as exchange traded notes or certificates. As an alternative to investing in an ETF, the Investment Manager may take exposure to a Financial Index through the use of Financial Derivative Instruments. When selecting investments, environmental and social aspects and the principles of good corporate governance (ESG aspects) are taken into consideration alongside the financial performance. The currency of the fund is USD. Returns and gains are not distributed but are reinvested in the fund. You may request the redemption of shares generally on a daily basis. The Company may, however, suspend or restrict the redemption if extraordinary circumstances appear to make this necessary, taking into account the interests of the investors.

#### Market overview

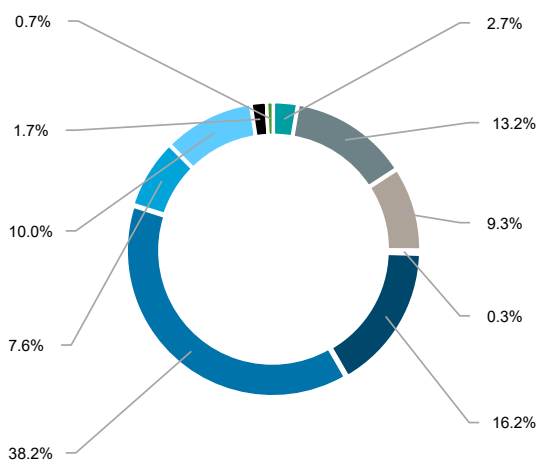
In the United States, the economic data released in February confirmed the picture of a moderately cooling but still resilient economy. Consumer prices rose by 0.2% in January compared with the previous month, after an increase of 0.3% had been recorded in December. The annual inflation rate declined from 2.7% to 2.4%. The labour market remained stable: employment increased, although initial signs of a slight cooling compared with the end of 2025 became visible. Overall, expectations of a gradual monetary policy easing path were reinforced. In Europe, the sentiment indicators published in January pointed to still subdued but positive economic momentum. The euro area purchasing managers' index rose from 51.3 points in the previous month to 51.9 points, remaining above the growth threshold of 50 points. Conditions improved both in the manufacturing sector and in services compared with January. Consumer price inflation fell from 2.1% to 1.9%, slightly below the ECB's target of 2%. In capital markets, February presented an overall mixed picture. The U.S. benchmark index S&P 500 recorded a slight decline, finishing the month at 6,879 points. The DAX (25,284 points) and the Euro Stoxx 50 (6,138 points) ended the month higher. Yields on ten-year German government bonds and U.S. Treasuries moved sideways. Gold (USD 5,279 per troy ounce) remained in demand amid persistent uncertainties, while the price of Brent crude oil (USD 72.48 per barrel) fluctuated moderately.

#### Portfolio positioning

In February, the U.S. equity market proved challenging. Increasing scrutiny of AI-related capital expenditures and their impact on business models put pressure on large-cap stocks. Market leadership shifted toward smaller companies. In Europe, all sectors except Financials posted gains. In the bond market, risk premia continued to rise, particularly in lower-rated credit as well as in the automotive and technology sectors. Government bonds outperformed corporate bonds. Negative contributions from corporate bonds were partially offset by high-quality bonds and solid contributions from interest rate movements. It was decided not to make any changes on the equity or fixed-income side and to maintain the chosen strategic positioning. During the month of February, implied volatilities (and therefore the pricing in the option market) experienced a moderate increase in view of rising geopolitical uncertainties. No adjustments were made to the hedging strategies. The strategy continued to gain in line with market developments and delivered positive performance in February.

# February 2026 DB Balanced SAA (USD) Plus USD

| ASSET CLASS AS OF:      | 28/02/2026   |
|-------------------------|--------------|
| Cash*                   | 2.7%         |
| Fixed Inc. Sovereign    | 13.2%        |
| Fixed Inc. Corporates   | 9.3%         |
| Fixed Inc. Other        | 0.3%         |
| <b>Fixed Inc. Total</b> | <b>22.8%</b> |
| Equities Europe         | 16.2%        |
| Equities US             | 38.2%        |
| Equities Asia Pacific   | 7.6%         |
| Equities Japan          | 10.0%        |
| Equities Other          | 1.7%         |
| <b>Equities Total</b>   | <b>73.8%</b> |
| Hedging                 | 0.7%         |



The asset allocation is based on the report date and can change at any time without prior notice. The allocations are based on look-through of the target funds invested in this product. Allocations in the past are not an indication of future allocations.  
 \*Cash consists of strategy liquidity and target fund liquidity.

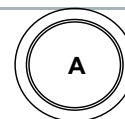
## FUND DATA

|                                   |            |
|-----------------------------------|------------|
| Launch date                       | 30/04/2020 |
| Number of holdings (target funds) | 11,398     |
| MSCI ESG Rating                   | A          |
| SFDR regulation                   | Article 8  |

Data as of: 28/02/2026  
 Source: DWS Investment GmbH

Important note: The average is taken into consideration here, meaning that the fund's investments may have no ESG rating or a lower ESG rating than the fund-level average indicates. More information about the MSCI Fund ESG Rating can be found at the end of this document.

## MSCI ESG RATINGS



| CCC | B   | BB  | BBB  | A    | AA   | AAA  |
|-----|-----|-----|------|------|------|------|
| 0.0 | 0.3 | 1.0 | 14.0 | 34.3 | 31.6 | 17.7 |

Please refer to the glossary for more information and explanations of terms.

## FUND DATA

|                               |  |                             |                 |
|-------------------------------|--|-----------------------------|-----------------|
| Fund Name                     | DB Balanced SAA (USD) Plus USD LC          |                             |                 |
| Investment Management Company | DWS Investment GmbH                        | ISIN                        | LU2132881561    |
| Custodian                     | State Street Bank International GmbH, Lux. | WKN                         | DWS27G          |
| Investment Advisor            | Deutsche Bank AG Frankfurt                 | Entry charge (max.)         | 1.00%           |
| Fund AuM in USD               | 486,718,593.88                             | Management Fee p.a.         | 0.58%           |
| Fund Currency                 | USD  | TER <sup>1</sup> p.a.       | 0.73%           |
| Fund Inception Date           | 30/04/2020                                 | Investment Profile          | Growth-Oriented |
| Fiscal Year                   | 31/12/2026                                 | Accumulating / Distributing | Accumulating    |

Transparency in accordance with Article 8 of the Disclosure Regulation (EU) No 2019/2088 Link:

<https://funds.dws.com/en-lu/balanced-funds/LU2132881561>

1) The ongoing charges / TER figure (total expense ratio) is based on expenses for the last finished financial year. This figure may vary from year to year. The ongoing charges figure excludes performance fees and transaction costs. Information provided on ongoing charges is an estimate until the first financial year of the fund has concluded and the annual report has been published. Please note that Deutsche Bank AG Wealth Management may show prospective investors different costs and cost quotas. They may exceed the herein mentioned costs. This may be triggered by regulatory reasons following the Markets in Financial Instruments Directive (MIFID 2).

(2) Important notice: Deutsche Bank AG. Wealth Management as distribution agent may report costs or expense ratios to interested investors that may differ from and exceed the costs described here. This may be due to the new regulatory requirements for the calculation and reporting of costs by these distribution agents, in particular as a result of the implementation of Directive 2014/65/EU (Markets in Financial Instruments Directive - "MIFID2 Directive") from January 3, 2018.

## SHARE CLASSES

| Share Class | Curr. | ISIN         | WKN    | Earnings     | Front-end-Load | Issue Price | Redemption Price | Management Fee p.a. | Running costs / TER p.a. | plus performance-related fee p.a. | Minimum Investment Amount |
|-------------|-------|--------------|--------|--------------|----------------|-------------|------------------|---------------------|--------------------------|-----------------------------------|---------------------------|
| GBP DPMCH   | GBP   | LU2206941788 | DWS29C | Accumulation | --             | 14,321.32   | 14,321.32        | 0.22%               | 0.32%                    | --                                | --                        |
| USD DPMC    | USD   | LU2132881488 | DWS27K | Accumulation | --             | 15,394.98   | 15,394.98        | 0.19%               | 0.29%                    | --                                | --                        |
| USD LC      | USD   | LU2132881561 | DWS27G | Accumulation | 1.00%          | 16,216.10   | 16,055.55        | 0.58%               | 0.73%                    | --                                | --                        |
| USD LC10    | USD   | LU2132881645 | DWS27H | Accumulation | 1.00%          | 16,404.42   | 16,242.00        | 0.38%               | 0.53%                    | --                                | 10,000,000                |
| USD WAMC    | USD   | LU2132881728 | DWS27J | Accumulation | --             | 16,430.94   | 16,430.94        | 0.19%               | 0.33%                    | --                                | --                        |

# February 2026 DB Balanced SAA (USD) Plus USD

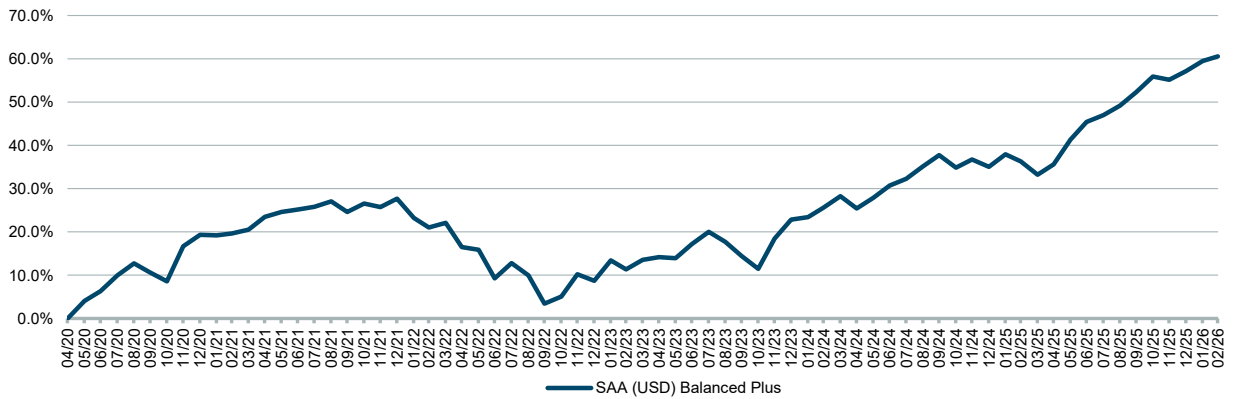
## PERFORMANCE OVERVIEW

| As of: 28/02/2026    | DB Balanced SAA (USD) Plus USD LC |
|----------------------|-----------------------------------|
| --                   | --                                |
| --                   | --                                |
| --                   | --                                |
| --                   | --                                |
| 04/20 - 02/21        | 19.63%                            |
| 02/21 - 02/22        | 1.14%                             |
| 02/22 - 02/23        | -7.95%                            |
| 02/23 - 02/24        | 12.79%                            |
| 02/24 - 02/25        | 8.49%                             |
| 02/25 - 02/26        | 17.81%                            |
| 5 Years              | 34.22%                            |
| Annualized (5 Years) | 6.06%                             |
| 1 Month              | 0.14%                             |
| 3 Months (Quarterly) | 3.64%                             |
| Year-to-Date         | 2.16%                             |
| Since Inception (SI) | 60.56%                            |
| Annualized (SI)      | 8.46%                             |

Data as of: 28/02/2026  
Source: DWS Investment GmbH

Past performance is not indicative of future returns.

## PERFORMANCE SINCE INCEPTION



Calculation of performance is based on the BVI return and excludes front-end fees. Individual costs such as fees commissions and other charges have not been included in this presentation and would have an adverse impact on returns if they were included. Further information on costs and charges is provided on section "fund data".

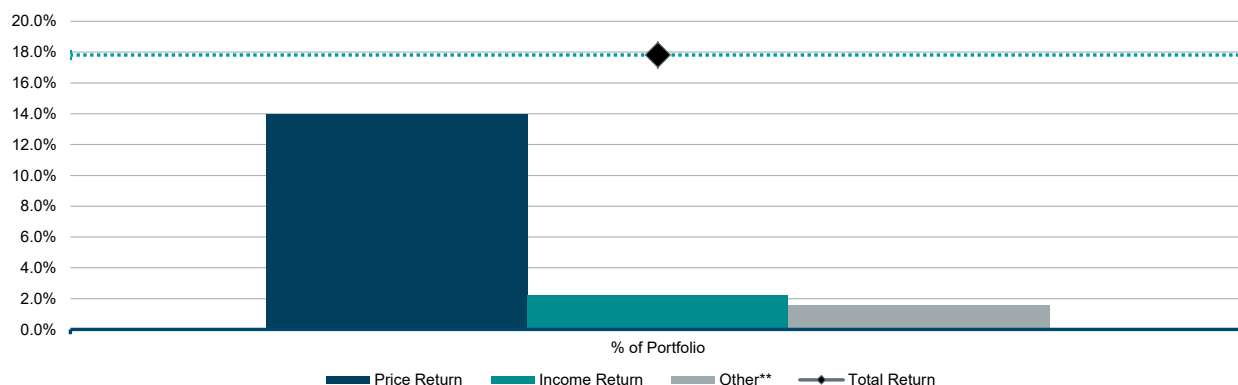
Explanations and modeling techniques; assumption: an investor wishes to purchase units for USD 1,000.00 With a maximum sales charge of 1.00% of the gross investment amount, the investor has to pay USD 1,010.10. That corresponds to 1.01% of the net investment amount. The gross performance (BVI method) includes all costs incurred at the fund level, the net performance also includes the sales charge; additional costs may be incurred at the investor level (e.g. custody costs). Since the sales charge is only levied in the first year, the net/gross amount shown is different only in this year. Past performance is not a reliable indicator of future performance.

Data as of: 28/02/2026  
Source: DWS Investment GmbH

Past performance is not indicative of future returns.

# February 2026 DB Balanced SAA (USD) Plus USD

## 1 YEAR REALISED RETURN BREAKDOWN\*



\* Return is based on calculation methodology of time weighted returns (TWR).

\*\* Other includes costs & charges and FX.

Data as of: 28/02/2026

Source: DWS Investment GmbH

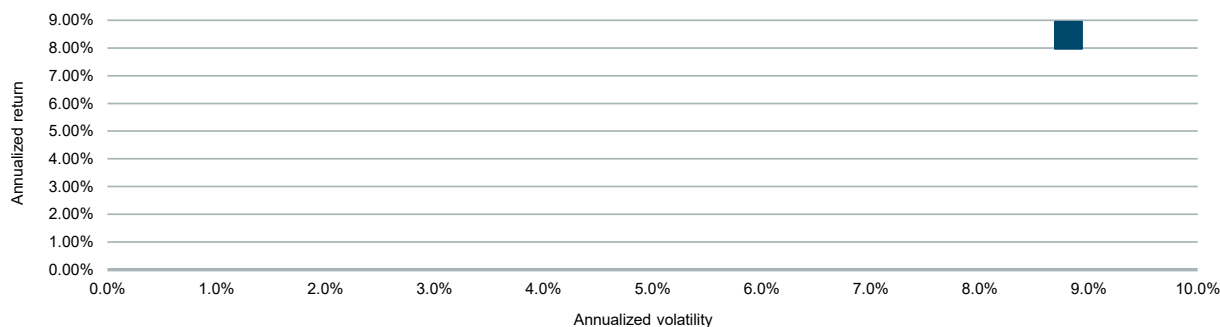
Past performance is not indicative of future returns.

## CUMULATIVE PERFORMANCE (IN %)

|                | 1 Month | 3 Month | YTD   | SI     | SI avg | 5 Years | 5 Years avg | 02/25 - 02/26 | 02/24 - 02/25 | 02/23 - 02/24 | 02/22 - 02/23 | 02/21 - 02/22 |
|----------------|---------|---------|-------|--------|--------|---------|-------------|---------------|---------------|---------------|---------------|---------------|
| GBP DPMCH(GBP) | 0.15%   | 3.68%   | 2.18% | 43.21% | 6.85%  | 32.40%  | 5.77%       | 17.86%        | 8.38%         | 12.50%        | -8.98%        | 1.22%         |
| USD DPMC(USD)  | 0.18%   | 3.75%   | 2.23% | 53.95% | 7.86%  | 37.16%  | 6.52%       | 18.32%        | 8.97%         | 13.29%        | -7.56%        | 1.58%         |
| USD LC(USD)    | 0.14%   | 3.64%   | 2.16% | 60.56% | 8.46%  | 34.22%  | 6.06%       | 17.81%        | 8.49%         | 12.79%        | -7.95%        | 1.14%         |
| USD LC10(USD)  | 0.16%   | 3.69%   | 2.19% | 62.42% | 8.67%  | 35.56%  | 6.27%       | 18.04%        | 8.71%         | 13.01%        | -7.77%        | 1.35%         |
| USD WAMC(USD)  | 0.17%   | 3.74%   | 2.23% | 64.31% | 8.89%  | 36.88%  | 6.47%       | 18.28%        | 8.92%         | 13.24%        | -7.59%        | 1.54%         |

# February 2026 DB Balanced SAA (USD) Plus USD

## RISK/RETURN OVERVIEW\*



\* Risk measure is the annualized standard deviation, based on monthly returns for a period of 5 years. If launch date of the Fund / unit class is less than 5 years, then risk indicators are calculated since launch date.

Data as of: 28/02/2026

Source: DWS Investment GmbH

## RISK INDICATORS OVERVIEW

|                                       | Sharpe Ratio | Maximum drawdown*<br>(since inception) | Annualized Volatility |
|---------------------------------------|--------------|--|-----------------------|
| <b>DB Balanced SAA (USD) Plus USD</b> | 0.52         | -21.08%                                | 8.81%                 |

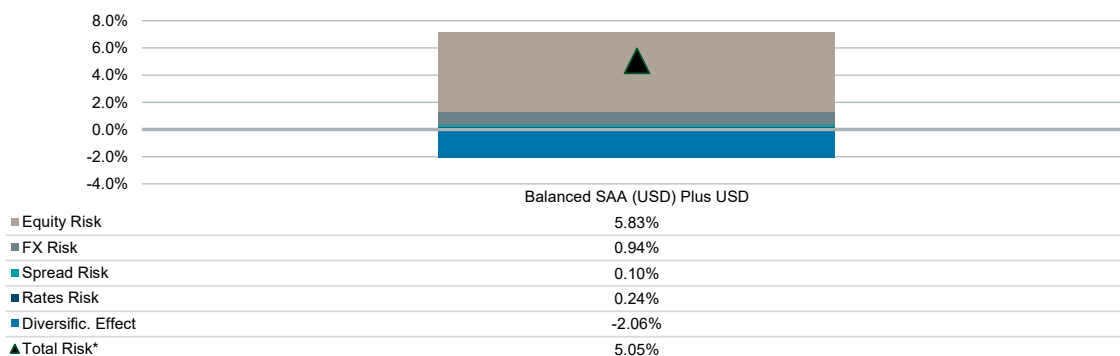
Risk indicators are calculated based on monthly returns for a period of 5 years. If launch date of the Fund / unit class is less than 5 years, then risk indicators are calculated since launch date.

\* Maximum drawdown is defined as the percentage-wise maximum loss compared to the all-time high since inception of the solution.

Data as of: 28/02/2026

Source: DWS Investment GmbH

## RISK TYPES



\* Total Risk - Risk measure of maximum possible loss during 10 trading days (99% confidence level of normal distribution). Calculated based on historic daily returns.

Data as of: 28/02/2026

Source: DWS Investment GmbH

## Risk Type

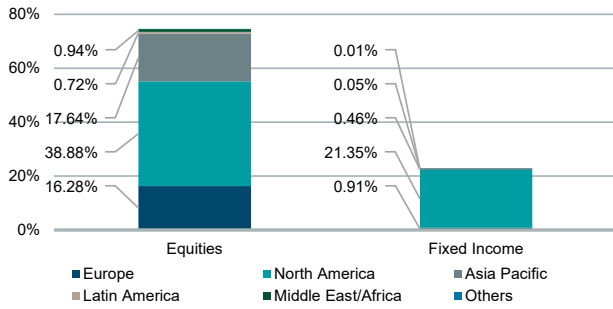
## Details

|                        |   |
|------------------------|---|
| Equity Risk            | Stock Return Based                                  |
| FX Risk                | FX Spot, FX Basis                                   |
| Rates Risk             | USD Int Rates, DEM Int Rates, EUR Sovereign Spreads |
| Spread Risk            | Corporate Bond Spreads, Emerging Market Spreads     |
| Rates risk             | Interest Rates                                      |
| Diversification Effect | Total VaR minus sum of stand-alone VaR              |

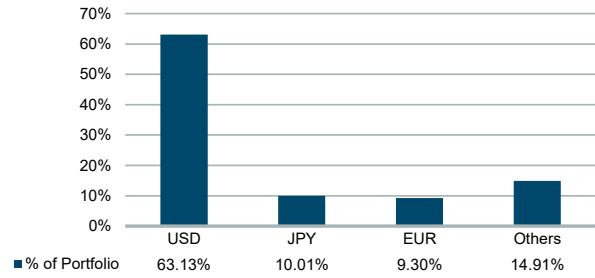
Risks: The fund invests a substantial portion in other funds. When investing in other funds, it must be taken into consideration that multiple target funds may follow investment strategies which are identical or contrary to one another. This can result in a cumulative effect of existing risks, and any opportunities for returns might be offset. The fund concludes derivative transactions with various contractual partners to a significant extent. A derivative is a financial instrument whose value depends on the development of one or more underlying. Due to its structure (e.g. due to leverage) it may have a stronger impact on the fund than is the case if an underlying instrument is acquired directly. The fund invests in equities. Equities are subject to strong price fluctuations and this also to the risk of price decreases. The fund invests in emerging markets. Investing in assets from the emerging markets generally entails a greater risk (potentially including considerable legal, economic and political risks) than investing in assets from the markets of established countries. The fund invests in bonds, the value of which depends on whether the issuer is able to afford its payments. The deterioration of credit quality (ability and willingness to repay) may have an adverse affect on the value of the bond. The fund may also invest in assets that are not denominated in euro. This can result in your investment falling in value if the euro exchange rate against these currencies increases. The fund does not offer the capital guarantee and your investment if made to your own risk. The value of your investment can increase as well as decrease and the fund share price can decrease at any time below the purchase price.

# February 2026 DB Balanced SAA (USD) Plus USD

## REGIONAL BREAKDOWN PORTFOLIO



## CURRENCY BREAKDOWN PORTFOLIO



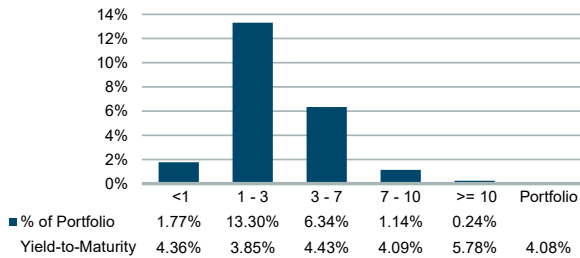
Data based on lookthrough for the funds in the portfolio down to single security level. Portfolio calculation is done ex liquidity.

Data as of: 28/02/2026

Source: DWS Investment GmbH

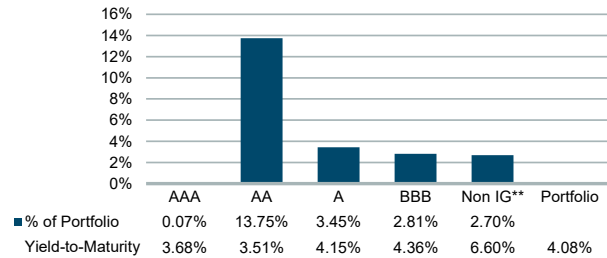
The asset allocation is based on the report date and can change at any time without prior notice. Allocations in the past are not an indication of future allocations.

## FIXED INCOME DURATION BREAKDOWN (YEARS)



Average Duration Fixed Income: 2.95

## BREAKDOWN FIXED INCOME BY AVG. RATING\*



Average Rating Fixed Income: A+

Data based on lookthrough for the funds in the portfolio down to single security level. Portfolio calculation is done ex liquidity.

Data as of: 28/02/2026

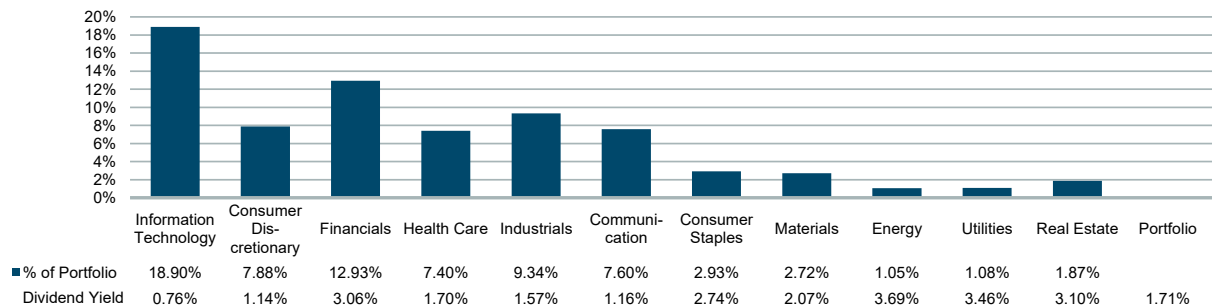
Source: DWS Investment GmbH

\* Average is calculated using S&P ratings. Terms of use for S&P ratings are provided under following link: <https://go.dws.de/sp-disclaimer>.

\*\* Non IG means high yield bond (non-investment grade).

The asset allocation is based on the report date and can change at any time without prior notice. Allocations in the past are not an indication of future allocations.

## EQUITY SECTOR BREAKDOWN AND DIVIDEND YIELD



Data based on lookthrough for the funds in the portfolio down to single security level. Portfolio calculation is done ex liquidity.

Data as of: 28/02/2026

Source: DWS Investment GmbH

The asset allocation is based on the report date and can change at any time without prior notice. Allocations in the past are not an indication of future allocations.

# February 2026 DB Balanced SAA (USD) Plus USD

## TOP 20 BOND ISSUERS

| Name                                       | % of Portfolio | Yield-to-Maturity |
|--|----------------|-------------------|
| UNITED STATES TREASURY                     | 13.16%         | 3.50%             |
| BANK OF AMERICA CORP                       | 0.14%          | 4.38%             |
| JPMORGAN CHASE & CO                        | 0.14%          | 4.37%             |
| WELLS FARGO & COMPANY                      | 0.13%          | 4.43%             |
| GOLDMAN SACHS GROUP INC/THE                | 0.12%          | 4.41%             |
| MORGAN STANLEY                             | 0.11%          | 4.38%             |
| HSBC HOLDINGS PLC                          | 0.11%          | 4.56%             |
| ORACLE CORPORATION                         | 0.11%          | 4.71%             |
| CITIGROUP INC                              | 0.10%          | 4.39%             |
| CVS HEALTH CORP                            | 0.10%          | 4.42%             |
| ABBVIE INC                                 | 0.09%          | 3.98%             |
| BARCLAYS PLC                               | 0.08%          | 4.69%             |
| BROADCOM INC                               | 0.08%          | 4.10%             |
| AMGEN INC                                  | 0.07%          | 4.02%             |
| CCO HOLDINGS LLC/CCO HOLDINGS CAPITAL CORP | 0.07%          | 5.84%             |
| VERIZON COMMUNICATIONS INC                 | 0.07%          | 4.08%             |
| SUMITOMO MITSUI FINANCIAL GROUP INC        | 0.07%          | 3.97%             |
| ROYAL BANK OF CANADA                       | 0.07%          | 4.01%             |
| AT&T INC                                   | 0.07%          | 4.07%             |
| COMCAST CORPORATION                        | 0.07%          | 4.00%             |

Data based on lookthrough for the funds in the portfolio down to single security level. Portfolio calculation is done ex liquidity.

This information is intended for informational purposes only and does not constitute investment advice, a recommendation, an offer or solicitation.

Data as of: 28/02/2026

Source: DWS Investment GmbH

# February 2026 DB Balanced SAA (USD) Plus USD

## TOP 20 EQUITY HOLDINGS

| Name                                      | Sector                 | % of Portfolio | Dividend Yield |
|---|------------------------|----------------|----------------|
| NVIDIA CORPORATION                        | Information Technology | 4.62%          | 0.02%          |
| ALPHABET INC                              | Communication          | 4.10%          | 0.28%          |
| MICROSOFT CORPORATION                     | Information Technology | 3.66%          | 0.91%          |
| TAIWAN SEMICONDUCTOR MANUFACTURING CO LTD | Information Technology | 2.44%          | 1.21%          |
| TESLA INC                                 | Consumer Discretionary | 1.66%          | 0.00%          |
| ELI LILLY AND COMPANY                     | Health Care            | 1.24%          | 0.64%          |
| JOHNSON & JOHNSON                         | Health Care            | 0.89%          | 2.13%          |
| ASML HOLDING NV                           | Information Technology | 0.80%          | 0.68%          |
| VISA INC                                  | Financials             | 0.79%          | 0.85%          |
| TENCENT HOLDINGS LTD                      | Communication          | 0.66%          | 1.05%          |
| MASTERCARD INC                            | Financials             | 0.64%          | 0.63%          |
| HITACHI LTD                               | Industrials            | 0.58%          | 0.94%          |
| HOME DEPOT INC                            | Consumer Discretionary | 0.55%          | 2.46%          |
| SONY GROUP CORP                           | Consumer Discretionary | 0.54%          | 0.69%          |
| SUMITOMO MITSUI FINANCIAL GROUP INC       | Financials             | 0.53%          | 2.64%          |
| ADVANTEST CORPORATION                     | Information Technology | 0.50%          | 0.28%          |
| ALIBABA GROUP HOLDING LTD                 | Consumer Discretionary | 0.49%          | 0.96%          |
| HSBC HOLDINGS PLC                         | Financials             | 0.48%          | 4.26%          |
| ADVANCED MICRO DEVICES INC                | Information Technology | 0.48%          | 0.00%          |
| ASTRAZENECA PLC                           | Health Care            | 0.47%          | 1.61%          |

Data based on lookthrough for the funds in the portfolio down to single security level. Portfolio calculation is done ex liquidity.

This information is intended for informational purposes only and does not constitute investment advice, a recommendation, an offer or solicitation.

Data as of: 28/02/2026

Source: DWS Investment GmbH

# February 2026 DB Balanced SAA (USD) Plus USD

## ALLOCATION DB BALANCED SAA (USD) PLUS USD FUND AS OF FEBRUARY 2026

| ETF Name   | % of Portfolio | MSCI ESG Rating |
|--|----------------|-----------------|
| <b>Cash / Money Market Funds</b>                                 | <b>2.7%</b>    |                 |
| Cash   | 2.7%           |                 |
| <b>Fixed Income</b>  | <b>22.8%</b>   |                 |
| iShares \$ Treasury Bond 1-3yr UCITS ETF USD                     | 8.7%           | A               |
| iShares \$ Treasury Bond 7-10yr UCITS ETF USD                    | 1.8%           | A               |
| iShares \$ Treasury Bond 3-7yr UCITS ETF USD                     | 2.7%           | A               |
| iShares \$ Corp Bond 0-3Yr ESG SRI UCITS ETF USD                 | 1.7%           | A               |
| Xtrackers USD Corporate Bond Short Duration SRI PAB UCITS ETF 1D | 4.3%           | AA              |
| Xtrackers USD High Yield Corporate Bond Screened UCITS ETF 1C    | 2.7%           | A               |
| Amundi USD Corporate Bond ESG UCITS ETF DR                       | 0.9%           | A               |
| <b>Equities</b>  | <b>73.8%</b>   |                 |
| Amundi MSCI USA ESG Broad Transition UCITS ETF                   | 3.0%           | A               |
| iShares MSCI EM CTB ESG Enhanced UCITS ETF USD                   | 9.5%           | AA              |
| iShares MSCI EMU CTB ESG Enhanced UCITS ETF EUR                  | 7.4%           | AA              |
| iShares MSCI USA CTB ESG Enhanced UCITS ETF USD                  | 18.0%          | A               |
| UBS EURO STOXX 50 ESG UCITS ETF                                  | 3.1%           | AA              |
| Xtrackers MSCI Japan ESG UCITS ETF 1C                            | 10.0%          | AA              |
| Xtrackers MSCI UK ESG UCITS ETF 1D                               | 4.3%           | AA              |
| Xtrackers MSCI USA ESG UCITS ETF 1C                              | 18.4%          | A               |
| <b>Hedging</b>   | <b>0.7%</b>    |                 |
| Hedging  | 0.7%           |                 |

This information is intended for informational purposes only and does not constitute investment advice, a recommendation, an offer or solicitation.

Data as of: 28/02/2026

Source: DWS Investment GmbH

# February 2026 DB Balanced SAA (USD) Plus USD

---

## Risks

### General risks

- **Price risk:** The share value may fall below the purchase price at which the customer acquired the share at any time.
- **Market risk:** A decline in the price of securities held in the fund caused by a general market movement.
- **Liquidity risk:** In certain market situations, securities and money market instruments contained in the fund may be restricted, sold at a discount or not saleable at all. This can have a negative impact on the unit price.
- **Credit risk:** The solvency of the issuer of a security or money market instrument held directly or indirectly by the fund may subsequently decrease. This generally leads to declines in the price of the security which go beyond the general market fluctuations.
- **Default risk:** The fund invests in various financial instruments, such as shares, bonds or derivatives. These are not subject to deposit protection. As a result, the fund may lose part or all of the capital used for investment or hedging due to fluctuations in the capital markets, but also due to the default or insolvency or willingness of the respective issuer and counterparties to pay. Insofar as the fund invests in financial instruments that typically make dividend payments, interest payments or other payments, these may be partially or completely suspended.
- **Counterparty risk:** The possible use of derivatives creates counterparty risks (counterparty credit risk). This is the risk of a possible temporary or permanent inability to meet interest and/or repayment obligations on time. This can lead to losses when using derivatives.
- **Derivatives risk:** The use of derivatives may expose the fund to increased risks of loss. Derivatives are subject to the same market risks as their underlying assets. Due to the low investment level at conclusion, this can lead to a leverage effect and thus to greater participation in negative price movements. The use of derivatives can lead to disproportionately large losses up to the total loss of the capital used for derivatives transactions and additional payment obligations may arise at the level of the fund.
- **Volatility risk:** The fund is highly volatile due to its composition and/or the techniques used by the fund's management, i.e., share prices may also be subject to higher downward fluctuations within short periods of time.

### Specific risks

- **Emerging markets risk:** An investment in emerging market assets is generally subject to higher risks than an investment in developed market assets. In particular, risks of political changes, limitations on currency exchange, stock exchange controls and restrictions on foreign capital investments can have a negative impact on investment performance. Exchange rates, as well as prices for securities or other assets in emerging markets, are subject to greater fluctuations and therefore pose a higher risk to the capital employed.
- **Currency risk:** The fund invests in securities that are not quoted in euro. Possible associated exchange rate fluctuations in the fund are not hedged. As a result, currency losses may occur for securities held in the fund and not quoted in euro.
- **Commodities risk:** The value of commodity-dependent assets is subject to significant fluctuations, which may have a negative impact on the performance of the fund. Commodity-dependent investments are strongly influenced by (currency) policy, economic, financial or natural events, among other things.
- **Conflicts of interest:** Deutsche Bank and its affiliates may act in various capacities in relation to the fund, for example as distributor and investment adviser to the Fund Manager and as investment adviser to interested investors, which may give rise to conflicts of interest.
- **Fund of funds risk:** When investing in units of target funds, it must be taken into account that the fund managers act independently of each other and can therefore pursue the same or opposite investment strategies. This allows existing risks to accumulate, and any opportunities can be offset against each other. In addition, investments in target funds can lead to duplicate costs, as fees are charged at both the fund and target fund level.
- **Risk arising from orientation to sustainability criteria:** The investment process of the fund company takes sustainability criteria into account when selecting assets. These are also referred to as ESG (Environmental, Social and Governance) criteria or sustainable finance criteria. At present, however, there are no uniform criteria or market standards for these approaches. This can result in different fund companies assessing the sustainability of financial products differently. In addition, the selection criteria used by the fund company may differ from the investor's expectations for ESG. In addition, investors do not participate in the performance of securities that in the fund's opinion do not meet the sustainability criteria. It cannot be ruled out that securities which do not, do not fully or no longer meet the sustainability criteria will be taken into account. It should also be noted that, over time, the data provided for the measurement of financial instruments for the purpose of taking into account sustainability criteria may change at any time.
- **Index mapping risk:** In ETFs, the respective fund tries to replicate the index and does not try to exceed it or to counteract a fall in value in times of a falling index. Therefore, if the index falls, the ETF loses at least as much value as the index it tracks, but there are also costs at fund level. Circumstances may also arise, such as market disruptions, additional costs/taxes or extremely volatile markets, which may cause the performance of the fund ETF to deviate significantly from the performance of the index.
- **Fund-specific liquidity risk:** The liquidity risk of ETFs, in which the fund mainly invests, can have a negative impact on the fund's performance. The price of ETFs depends on market supply and demand, fluctuations in the value of the indices represented by the respective ETFs, liquidity of the index components and other factors such as the prevailing conditions on the financial markets. In ETFs, market makers generally set bid and ask prices on an ongoing basis. However, exceptional market conditions may result in exchanges suspending trading on an ETF and the fund therefore being unable to sell ETF shares held.
- **Diversification risk:** A risk of a lack of diversification (concentration risk) can arise if large parts of a portfolio are invested in a single financial instrument. Diversification can be achieved by investing in various broadly diversified individual investments or by investing in a diversified financial instrument. The sub-fund invests in various ETFs and individual securities. The aim is to achieve a spread across various asset classes (e.g., equities, bonds and alternative investments). This is intended to counteract the risk of a lack of diversification. Nevertheless, this sub-fund may have a negative performance.

# February 2026 DB Balanced SAA (USD) Plus USD

## Glossary

**Asset allocation** – Refers to the allocation of an investment to different asset classes (e.g. equities, bonds, alternative investments)

**Creditworthiness** – Describes the creditworthiness and solvency of an issuer and is used as a benchmark for the security of a bond.

**Derivate / Derivative Instruments** – A derivative is a mutual contract that derives its economic value from the fair value of a market benchmark. The benchmark is referred to as the underlying. Underlying's can be securities, financial ratios or commodities. Depending on the form of the main performance obligations in the contract, a distinction is made between fixed-term transactions, option transactions and swap transactions.

**Diversification** – Diversification refers to the distribution of risks among several risk carriers with as little synchronization as possible between them. In a portfolio, assets are spread across various investments and asset classes such as bonds, equities, currencies, real estate, precious metals and alternative investments

**Dividend yield** – A measure calculated in percentage by dividing the dividend by the share price.

**Duration** – A measure of the sensitivity of a fixed income security to a change in interest rates.

**Entry charge** – Is a fee to be paid by the investor acquiring fund shares.

**Investment grade** – Bonds with an investment grade rating are considered by rating agencies to be investments of at least medium quality (generally BBB).

**Management Fee** – Is part of the Total Expense Ratio (TER) and is charged to the fund as ongoing costs.

**Maximum Drawdown** – The maximum drawdown is the absolute largest decrease in value in percent in a given time period. It considers the extent to which the strategy has lost value from the high to the low in the selected period.

**Options** – A financial instrument that gives you the opportunity to buy / sell a security in the future at a price defined today.

**Rating** – Is the ordinally scaled classification of the creditworthiness of an economic entity (company, state) or financial instrument. The classification is usually carried out by a rating agency or a credit institution. Rating refers to both the procedure for determining the credit rating and its result.

**Sharpe Ratio** – The ratio of the return earned above the risk-free interest rate to the risk taken in return. The higher the value of the Sharpe ratio, the better the performance of the investment in relation to the risk taken.

**Spread** – The difference between two values (e.g. between government bond market yields in two markets). It can be seen as a measure of risk comparing two kinds of issuer types.

**Value at Risk** – A term for a measure of risk: the value of the loss of a particular risk position with a given probability within a given time horizon.

**Volatility** – The range of fluctuation during a given period. Volatility is a mathematical quantity (usually standard deviation) for the measure of the risk of an investment. For example, an average value is calculated for the development of the fund in one month. As a standard, the fluctuations of this value are measured, which describe how far the fund has moved away from this average value in one month. The calculated range of fluctuation around the mean value is volatility. This figure is useful because higher volatility of a fund usually means higher risk.

**Yield curve** – The yield curve graphically shows the yield on bonds with different maturities calculated over a period of one year. The steepness or slope of the yield curve results from the distance between the long-term and short-term interest rates.

| Funds: MSCI ESG Ratings |         | What it means  |
|-------------------------|---------|--|
| AAA, AA                 | LEADER  | The companies that the fund invests in show strong and/ or improving management of financially relevant environmental, social and governance issues. These companies may be more resilient to disruptions arising from ESG events.         |
| A, BBB, BB              | AVERAGE | The fund invests in companies that show average management of ESG issues, or in a mix of companies with both above-average and below-average ESG risk management.  |
| B, CCC                  | LAGGARD | The fund is exposed to companies that do not demonstrate adequate management of the ESG risks that they face, or show worsening management of these issues. These companies may be more vulnerable to disruptions arising from ESG events. |

# February 2026 DB Balanced SAA (USD) Plus USD

## Disclaimer

This document is intended as marketing communication. Please read the fund prospectus and KID before making a final investment decision.

### Important Information

DWS is the brand name under which DWS Group GmbH & Co. KGaA and its subsidiaries do business. Clients will be provided DWS products or services by one or more legal entities that will be identified to them in relevant documentation.

This document does not constitute investment advice.

Complete information on the Funds/Sub-Funds, including all risks and costs, can be found in the relevant current prospectus. Together with the relevant key information document[s], these constitute the only binding sales documents for the [Fund[s] / Sub-Fund[s]]. Investors can obtain these documents, together with regulatory information, as well as the latest constitutional documents for the Fund in German from DWS Investment GmbH, Mainzer Landstraße 11-17, 60329 Frankfurt am Main and, in case of Luxembourg domiciled Sub-Funds, from DWS Investment S.A., 2, Boulevard Konrad Adenauer, L-1115 Luxembourg, in printed form free of charge, or for active products available for download from Germany: [www.dws.de](http://www.dws.de) or from different locations in respective language from <https://funds.dws.com> and for passive products under [www.etf.dws.com](http://www.etf.dws.com).

The decision to invest in the advertised fund should not only depend on the sustainability-relevant aspects. All characteristics or objectives of the advertised fund should be taken into account. These can be found in the prospectus and KID.

The Investment Company may decide to terminate the arrangements made for the marketing of this fund. Any opinions stated reflect the current assessment of DWS Investment GmbH and are subject to change without notice.

Additional information on target market and costs resulting from the implementation of MiFID II Regulation, which capital management company make available to the sales partners, can be downloaded under [www.dws.de](http://www.dws.de).

Forecasts are not a reliable indicator of future performance. Forecasts are based on assumptions, estimates, opinions and hypothetical performance analysis, therefore actual results may vary.

The gross-performance calculated (BVI method) considers all costs on the Funds level (e.g. Management Fee). In addition, the net-performance considers a contingent Upfront Sales Charge.

Past performance is not a reliable indication of future performance. Tax information can be found in the relevant prospectus.

This document is intended to be a marketing communication, not a financial analysis. Accordingly, it may not comply with legal obligations requiring the impartiality of financial analysis or prohibiting trading prior to the publication of a financial analysis.

According to the information in the sales prospectus distribution of the products mentioned in this document is subject to restrictions of the relevant jurisdictions. This document and the information contained herein may only be distributed and published in jurisdictions in which such distribution and publication is permissible in accordance with applicable law in those jurisdictions. Direct or indirect distribution of this document is prohibited in the USA as well as to or for the account of US persons and persons residing in the USA.

The respective responsible legal entities that offer Deutsche Wealth Management products or services to clients as sales partners are named in the relevant contracts, sales documents or other product information.

Although Deutsche Bank AG's information providers, including without limitation, MSCI ESG Research LLC and its affiliates (the "ESG Parties"), obtain information from sources they consider reliable, none of the ESG Parties warrants or guarantees the originality, accuracy and/or completeness of any data herein. None of the ESG Parties makes any express or implied warranties of any kind, and the ESG Parties hereby expressly disclaim all warranties of merchantability and fitness for a particular purpose, with respect to any data herein. None of the ESG Parties shall have any liability for any errors or omissions in connection with any data herein. Further, without limiting any of the foregoing, in no event shall any of the ESG Parties have any liability for any direct, indirect, special, punitive, consequential or any other damages (including lost profits) even if notified of the possibility of such damages.

A summary of investor rights is available:

Germany (in German) <https://www.dws.de/footer/rechtliche-hinweise/>, Austria (in German) <https://funds.dws.com/de-at/footer/rechtliche-hinweise/>

Belgium (in Dutch) <https://funds.dws.com/be/NLBE/Belangrijke-Info>, (in French) <https://funds.dws.com/be/FRBE/Information-Importante/>

France (in French) <https://funds.dws.com/fr-fr/footer/ressources-juridiques/>

Luxembourg (in German) <https://www.dws.de/footer/rechtliche-hinweise/>

Spain (in Spanish) <https://funds.dws.com/es-es/header/reclamaciones/>

Netherlands (in Dutch) <https://funds.dws.com/nl-nl/footer/juridische-bronnen/>

Ireland (in English) <https://funds.dws.com/en-ie/footer/legal-resources/>

Sweden (in Swedish) <https://funds.dws.com/se/Important-information>

Italy (in Italian) <https://funds.dws.com/it-it/footer/avvertenze-legali/>

© 2026 DWS Investment GmbH

### For investors in Switzerland

Please read the brochure and the KID before making a final investment decision.

The collective investment scheme ("CIS") mentioned above has been registered as a foreign collective investment schemes for distribution to non-qualified investors in Switzerland by the Swiss Financial Market Supervisory Authority (FINMA) pursuant to the Swiss Federal Act on Collective Investment Schemes of June 23, 2006 ("CISA"). The Swiss Representative for this CIS is DWS CH AG, Hardstrasse 201, CH-8005 Zürich. The Swiss Paying Agent is Deutsche Bank (Suisse) SA, Place des Bergues 3, CH-1201 Genf. The current sales prospectus, the articles of association, KID (Key Information Document) as well as the annual and semi-annual reports may upon request be obtained free of charge from the Swiss Representative as well as from [www.dws.ch](http://www.dws.ch). In respect of the units distributed in and from Switzerland, the place of performance and jurisdiction is at the registered office of the Swiss Representative.

# February 2026 DB Balanced SAA (USD) Plus USD

---

## Disclaimer

### For investors in Singapore

Please read the brochure and the KID before making a final investment decision.

DWS is the brand name of DWS Group GmbH & Co. KGaA. The respective legal entities offering products or services under the DWS brand are specified in the respective contracts, sales materials and other product information documents. DWS Group GmbH & Co. KGaA, its affiliated companies and its officers and employees (collectively "DWS") are communicating this document in good faith and on the following basis. This document is intended to be a marketing communication and does not constitute an offer, solicitation, investment recommendation or advice, investment strategy, investment research or financial analysis. Accordingly, it is not subject to and may not comply with legal obligations requiring impartiality or prohibiting trading prior to the publication of such documents. This document has been prepared without consideration of the investment needs, objectives or financial circumstances of any investor. Before making any investment decision, investors should consider independently or with the assistance of an investment adviser or other professional adviser whether the investments and strategies described or provided by DWS are appropriate in light of their specific investment needs, objectives and financial circumstances.

Investments are subject to various risks. Detailed information on risks is contained in the relevant offering documents. The value of or return on investments can fall or rise and capital invested may not be protected. When making an investment decision, you should read the relevant offering documents for further details. Past performance is not an indicator of future performance.

This document was not produced, reviewed or edited by any research department within DWS and is not investment research. This document may contain forward looking statements. Forward looking statements include, but are not limited to assumptions, estimates, projections, opinions, models and hypothetical performance analysis. No representation or warranty is made by DWS as to the reasonableness or completeness of such forward looking statements. DWS may hold positions in or engage in transactions involving the securities or other instruments mentioned herein and any such position or transaction shall not be misconstrued as a recommendation to buy or sell.

The information herein is obtained from sources believed to be reliable. DWS does not guarantee the accuracy, completeness or fairness of such information. DWS accepts no liability for errors or omissions. Any opinions and estimates herein reflect our current view, are subject to change without notice and may be based on assumptions which may not prove valid. DWS does not provide tax or legal advice. All third-party data are proprietary to and may be copyrighted by their provider. DWS has no obligation to update or amend this document, or notify recipients of subsequent changes or inaccuracies. This document may not be reproduced, distributed or circulated in any form without the prior written consent of DWS.

This document is not directed to, or intended for distribution to or use by, any person or entity who is a citizen or resident of or located in any locality, state, country or other jurisdiction, including the United States, where such distribution, publication, availability or use would be contrary to law or regulation or which would subject DWS to any registration or licensing requirement within such jurisdiction not currently met within such jurisdiction. Persons into whose possession this document may come are required to inform themselves of and to observe such restrictions.

© 2026 DWS Investments Singapore Limited.

# February 2026 DB Balanced SAA (USD) Plus USD

---

---

## Disclaimer

### For investors in Singapore

The offer or invitation of the Shares of the Fund(s), which is the subject of this document, does not relate to a collective investment scheme which is authorised under Section 286 of the Securities and Futures Act 2001 of Singapore (the "SFA") or recognised under Section 287 of the SFA. The Fund(s) is/are not authorised or recognised by the Monetary Authority of Singapore (the "MAS") and Shares are not allowed to be offered to the retail public. Each of this document and any other document or material issued in connection with the offer or sale is not a prospectus as defined in the SFA. Accordingly, statutory liability under the SFA in relation to the content of prospectuses would not apply. You should consider carefully whether the investment is suitable for you.

This document has not been registered as a prospectus with the MAS. Accordingly, this document and any other document or material in connection with the offer or sale, or invitation for subscription or purchase, of Shares may not be circulated or distributed, nor may Shares be offered or sold, or be made the subject of an invitation for subscription or purchase, whether directly or indirectly, to persons in Singapore other than (i) to an institutional investor under Section 304 of the SFA, (ii) to a relevant person pursuant to Section 305(1) of the SFA, or any person pursuant to Section 305(2) of the SFA, and in accordance with the conditions specified in Section 305 of the SFA, or (iii) otherwise pursuant to, and in accordance with the conditions of, any other applicable provision of the SFA.

Where Shares are subscribed or purchased under Section 305 of the SFA by a relevant person which is:

- (a) a corporation (which is not an accredited investor (as defined in Section 4A of the SFA)) the sole business of which is to hold investments and the entire share capital of which is owned by one or more individuals, each of whom is an accredited investor; or
- (b) a trust (where the trustee is not an accredited investor) whose sole purpose is to hold investments and each beneficiary of the trust is an individual who is an accredited investor,

securities (as defined in Section 2(1) of the SFA) of that corporation or the beneficiaries' rights and interest (howsoever described) in that trust shall not be transferred within six months after that corporation or that trust has acquired the Shares pursuant to an offer made under Section 305 of the SFA except:

- (1) to an institutional investor or to a relevant person defined in Section 305(5) of the SFA, or to any person arising from an offer referred to in Section 275(1A) or Section 305A(3) (c) (ii) of the SFA;
- (2) where no consideration is or will be given for the transfer;
- (3) where the transfer is by operation of law; or
- (4) as specified in Section 305A(5) of the SFA.

The performance presentations in this report were partly or completely prepared by the Portfolio Manager. These presentations prepared by the Portfolio Manager have not been independently audited. Attention is drawn to any conflicts of interests that may arise as a result.

# February 2026 DB Balanced SAA (USD) Plus USD

---

---

## Disclaimer

### For investors in Hong Kong

Please read the brochure and the KID before making a final investment decision.

The fund is not authorized by the Securities and Futures Commission of Hong Kong, and is not available for subscriptions by investors in Hong Kong, other than to professional investors as stipulated in the Securities and Futures Ordinance. This document has not been reviewed by the Securities and Futures Commission of Hong Kong.

Investment involves risk, including possible loss of principal amount invested. Past performance information presented is not indication of future results. The investment returns are denominated in share class dealing currency, which may be a foreign currency. The US/HK dollar-based investors are therefore exposed to fluctuations in the US/HK dollar / foreign currency exchange rates. Investors should read the offering documents for further details, including the risk factors before investing.

This document is for information purposes only and is not the basis for any contract to deal in any security or instrument, or for DWS Group GmbH & Co. KGaA or its affiliates ("DWS") to enter into or arrange any type of transaction as a consequence of any information contained here. This document does not constitute an offer, recommendation or solicitation to conclude a transaction and should not be treated as giving investment advice. You are advised to consult your financial adviser before making any investment decision.

Although the information provided by third party was compiled from sources believed to be reliable, no liability for any error or omissions is acceptable by DWS, its approved distributors, or its affiliates or any of its directors or employee. The information and opinions contained herein is for general reference only and may change without notice, and should not be relied upon for any investment decision. All third party data (such as MSCI, S&P, Dow Jones, FTSE, Bank of America Merrill Lynch, Factset & Bloomberg) are copyrighted by and proprietary to the provider.

This document may include forward looking statements. The forward looking statements expressed constitute the author's judgment as of the date of this material. Forward looking statements involves significant elements of subjective judgments and analyses and changes thereto and / or consideration of different or additional factors could have a material impact on the results indicated. No representation or warranty is made by DWS as to the reasonableness or completeness of such forward looking statement or to any other financial information contained herein.

This document is issued by DWS Investments Hong Kong Limited ("DWS HK") and is the property and copyright of DWS HK. This document may not be reproduced or circulated without DWS HK's written consent. The manner of circulation and distribution of this document may be restricted by law or regulation in certain countries, including the United States. All rights reserved.

© 2026 DWS Investments Hong Kong Limited

# February 2026 DB Balanced SAA (USD) Plus USD

---

## Disclaimer

### For investors in the Netherlands

Please read the brochure and the KID before making a final investment decision.

DWS is the brand name under which DWS Group GmbH & Co KGaA and its subsidiaries operate their business activities. Clients will be provided DWS products or services by one or more legal entities that will be identified to clients pursuant to the contracts, agreements, offering materials or other documentation relevant to such products and services.

This document has been prepared without consideration of the investment needs, objectives or financial circumstances of any investor. Before making an investment decision, investors need to consider, with or without the assistance of an investment adviser, whether the investments and strategies described or provided by DWS, are appropriate, in light of their particular investment needs, objectives and financial circumstances. Furthermore, this document is for information/discussion purposes only and does not constitute an offer, recommendation or solicitation to conclude a transaction and should not be treated as giving investment advice.

DWS does not give tax or legal advice. Investors should seek advice from their own tax experts and lawyers, in considering investments and strategies suggested by DWS. Investments with DWS are not guaranteed, unless specified. Unless notified to the contrary in a particular case, investment instruments are not insured by the Deposit Guarantee Scheme or any other governmental entity, and are not guaranteed by or obligations of DWS Group GmbH & Co or its subsidiaries.

Although information in this document has been obtained from sources believed to be reliable, we do not guarantee its accuracy, completeness or fairness, and it should not be relied upon as such. All opinions and estimates herein, including forecast returns, reflect our judgment on the date of this report and are subject to change without notice and involve a number of assumptions which may not prove valid.

Investments are subject to various risks, including market fluctuations, regulatory change, counterparty risk, possible delays in repayment and loss of income and principal invested. The value of investments can fall as well as rise and you may not recover the amount originally invested at any point in time. Furthermore, substantial fluctuations of the value of the investment are possible even over short periods of time.

This publication contains forward looking statements. Forward looking statements include, but are not limited to assumptions, estimates, projections, opinions, models and hypothetical performance analysis. The forward looking statements expressed constitute the author's judgment as of the date of this material. Forward looking statements involve significant elements of subjective judgments and analyses and changes thereto and/or consideration of different or additional factors could have a material impact on the results indicated. Therefore, actual results may vary, perhaps materially, from the results contained herein. No representation or warranty is made by DWS as to the reasonableness or completeness of such forward looking statements or to any other financial information contained herein. The terms of any investment will be exclusively subject to the detailed provisions, including risk considerations, contained in the Offering Documents. When making an investment decision, you should rely on the final documentation relating to the transaction and not the summary contained herein.

This document may not be reproduced or circulated without our written authority. The manner of circulation and distribution of this document may be restricted by law or regulation in certain countries, including the United States. This document is not directed to, or intended for distribution to or use by, any person or entity who is a citizen or resident of or located in any locality, state, country or other jurisdiction, including the United States, where such distribution, publication, availability or use would be contrary to law or regulation or which would subject DWS to any registration or licensing requirement within such jurisdiction not currently met within such jurisdiction. Persons into whose possession this document may come are required to inform themselves of, and to observe, such restrictions.

Past performance is no guarantee of future results; nothing contained herein shall constitute any representation or warranty as to future performance.

Further information is available upon investor's request. Complete information on the Funds including risks can be found in the relevant key information documents and prospectuses in their prevailing version.

These and the relevant key information documents constitute the only binding sales documents for the Funds. Investors can obtain these documents along with copies of the articles of association and the latest published annual and semi-annual reports from DWS Strategic SICAV, in printed form free of charge, or download them from [www.dws.nl](http://www.dws.nl).

All statements of opinion reflect the current assessment of DWS Investment S.A. are subject to change without notice.

Although Deutsche Bank AG's information providers, including without limitation, MSCI ESG Research LLC and its affiliates (the "ESG Parties"), obtain information from sources they consider reliable, none of the ESG Parties warrants or guarantees the originality, accuracy and/or completeness of any data herein. None of the ESG Parties makes any express or implied warranties of any kind, and the ESG Parties hereby expressly disclaim all warranties of merchantability and fitness for a particular purpose, with respect to any data herein. None of the ESG Parties shall have any liability for any errors or omissions in connection with any data herein. Further, without limiting any of the foregoing, in no event shall any of the ESG Parties have any liability for any direct, indirect, special, punitive, consequential or any other damages (including lost profits) even if notified of the possibility of such damages.

This Document may not be distributed in Canada, Japan, the United States of America, or to any U.S. person.

# February 2026 DB Balanced SAA (USD) Plus USD

---

## Disclaimer

### For investors in the Nordics

Please read the brochure and the KID before making a final investment decision.

DWS is the brand name under which DWS Group GmbH & Co KGaA and its subsidiaries operate their business activities. Clients will be provided DWS products or services by one or more legal entities that will be identified to clients pursuant to the contracts, agreements, offering materials or other documentation relevant to such products and services.

The material is solely for the benefit of professional investors / qualified investors in the Nordics.

This document has been prepared without consideration of the investment needs, objectives or financial circumstances of any investor. Before making an investment decision, investors need to consider, with or without the assistance of an investment adviser, whether the investments and strategies described or provided by DWS, are appropriate, in light of their particular investment needs, objectives and financial circumstances. Furthermore, this document is for information/discussion purposes only and does not constitute an offer, recommendation or solicitation to conclude a transaction and should not be treated as giving investment advice.

DWS does not give tax or legal advice. Investors should seek advice from their own tax experts and lawyers, in considering investments and strategies suggested by DWS. Investments with DWS are not guaranteed, unless specified. Unless notified to the contrary in a particular case, investment instruments are not insured by the Deposit Guarantee Scheme or any other governmental entity, and are not guaranteed by or obligations of DWS Group GmbH & Co or its subsidiaries.

Although information in this document has been obtained from sources believed to be reliable, we do not guarantee its accuracy, completeness or fairness, and it should not be relied upon as such. All opinions and estimates herein, including forecast returns, reflect our judgment on the date of this report and are subject to change without notice and involve a number of assumptions which may not prove valid.

Investments are subject to various risks, including market fluctuations, regulatory change, counterparty risk, possible delays in repayment and loss of income and principal invested. The value of investments can fall as well as rise and you may not recover the amount originally invested at any point in time. Furthermore, substantial fluctuations of the value of the investment are possible even over short periods of time.

Additional information on target market and costs resulting from the implementation of MiFID II Regulation, which capital management company make available to the sales partners, can be downloaded from [www.dws.com](http://www.dws.com).

This publication contains forward looking statements. Forward looking statements include, but are not limited to assumptions, estimates, projections, opinions, models and hypothetical performance analysis. The forward looking statements expressed constitute the author's judgment as of the date of this material. Forward looking statements involve significant elements of subjective judgments and analyses and changes thereto and/or consideration of different or additional factors could have a material impact on the results indicated. Therefore, actual results may vary, perhaps materially, from the results contained herein. No representation or warranty is made by DWS as to the reasonableness or completeness of such forward looking statements or to any other financial information contained herein. The terms of any investment will be exclusively subject to the detailed provisions, including risk considerations, contained in the Offering Documents. When making an investment decision, you should rely on the final documentation relating to the transaction and not the summary contained herein.

This document may not be reproduced or circulated without our written authority. The manner of circulation and distribution of this document may be restricted by law or regulation in certain countries, including the United States. This document is not directed to, or intended for distribution to or use by, any person or entity who is a citizen or resident of or located in any locality, state, country or other jurisdiction, including the United States, where such distribution, publication, availability or use would be contrary to law or regulation or which would subject DWS to any registration or licensing requirement within such jurisdiction not currently met within such jurisdiction.

Persons into whose possession this document may come are required to inform themselves of, and to observe, such restrictions.

Past performance is no guarantee of future results; nothing contained herein shall constitute any representation or warranty as to future performance.

Although Deutsche Bank AG's information providers, including without limitation, MSCI ESG Research LLC and its affiliates (the "ESG Parties"), obtain information from sources they consider reliable, none of the ESG Parties warrants or guarantees the originality, accuracy and/or completeness of any data herein. None of the ESG Parties makes any express or implied warranties of any kind, and the ESG Parties hereby expressly disclaim all warranties of merchantability and fitness for a particular purpose, with respect to any data herein. None of the ESG Parties shall have any liability for any errors or omissions in connection with any data herein. Further, without limiting any of the foregoing, in no event shall any of the ESG Parties have any liability for any direct, indirect, special, punitive, consequential or any other damages (including lost profits) even if notified of the possibility of such damages.

This Document may not be distributed in Canada, Japan, the United States of America, or to any U.S. person.

# February 2026 DB Balanced SAA (USD) Plus USD

---

## Disclaimer

### For investors in the UK

### FOR PROFESSIONAL CLIENTS ONLY

Issued in the UK by DWS Investments UK Limited. DWS Investments UK Limited is authorised and regulated by the Financial Conduct Authority.

Please read the brochure and the KID before making a final investment decision.

Any reference to "DWS" shall, unless otherwise required by the context, be understood as a reference to DWS Investments UK Limited including any of its parent companies, any of its or its parent companies, affiliates or subsidiaries and, as the case may be, any investment companies promoted or managed by any of those entities.

This document is a "non-retail communication" within the meaning of the FCA's Rules and is directed only at persons satisfying the FCA's client categorisation criteria for an eligible counterparty or a professional client. This document is not intended for and should not be relied upon by a retail client.

The information contained in this document is provided for information purposes only. Any investment decision in relation to a fund should be based solely on the latest version of the prospectus, the audited annual and, if more recent, un-audited semi-annual reports and the Key Information Document (KID), all of which are available in English upon request to DWS Investment S.A., 2, Boulevard Konrad Adenauer, L-1115 Luxembourg or on [www.dws.com](http://www.dws.com). In the case of any inconsistency with the prospectus, the latest version of the prospectus shall prevail.

This document is intended for discussion purposes only and does not create any legally binding obligations on the part of DWS Group GmbH & Co. KGaA and/or its affiliates (DWS). Without limitation, this document does not constitute an offer, an invitation to offer or a recommendation to enter into any transaction. When making an investment decision, you should rely solely on the final documentation relating to the transaction and not the summary contained herein. DWS is not acting as your financial adviser or in any other fiduciary capacity in relation to this fund. The fund may not be appropriate for all investors and before entering into any transaction you should take steps to ensure that you fully understand the transaction and have made an independent assessment of the appropriateness of the transaction in the light of your own objectives and circumstances, including the possible risks and benefits of entering into such transaction. For general information regarding the nature and risks of the fund please go to <https://www.db.com/company/en/risk-disclosures.htm>. You should also consider seeking advice from your own advisers in making this assessment. If you decide to enter into a transaction with DWS, you do so in reliance on your own judgment.

This document is not directed to, or intended for distribution to or use by, any person or entity who is a citizen or resident of or located in any locality, state, country or other jurisdiction, including the United States, where such distribution, publication, availability or use would be contrary to law or regulation or which would subject DWS to any registration or licensing requirement within such jurisdiction not currently met within such jurisdiction. Persons into whose possession this document may come are required to inform themselves of, and to observe, such restrictions.

Although Deutsche Bank AG's information providers, including without limitation, MSCI ESG Research LLC and its affiliates (the "ESG Parties"), obtain information from sources they consider reliable, none of the ESG Parties warrants or guarantees the originality, accuracy and/or completeness of any data herein. None of the ESG Parties makes any express or implied warranties of any kind, and the ESG Parties hereby expressly disclaim all warranties of merchantability and fitness for a particular purpose, with respect to any data herein. None of the ESG Parties shall have any liability for any errors or omissions in connection with any data herein. Further, without limiting any of the foregoing, in no event shall any of the ESG Parties have any liability for any direct, indirect, special, punitive, consequential or any other damages (including lost profits) even if notified of the possibility of such damages.

### Key Risk Factors

Investments in funds involve numerous risks including, among others, general market risks, credit risks, foreign exchange risks, interest rate risks and liquidity risks. As such, the value of an investment in the fund may go down as well as up and can result in losses, up to and including a total loss of the amount initially invested.

Movements in exchange rates can impact the value of your investment. If the currency of your country of residence is different from the currency in which the underlying investments of the fund are made, the value of your investment may increase or decrease subject to movements in exchange rates.