

Periodic disclosure for financial products referred to in Article 8, paragraph 1, 2 and 2a, of Regulation (EU) 2019/2088 and Article 6, first paragraph, of Regulation (EU) 2020/852

Sustainable investment means an investment in an economic activity that contributes to an environmental or social objective, provided that the investment does not significantly harm any environmental or social objective and that the investee companies follow good governance practices.

The **EU Taxonomy** is a classification system laid down in Regulation (EU) 2020/852, establishing a list of **environmentally sustainable economic activities**. That Regulation does not lay down a list of socially sustainable economic activities. Sustainable investments with an environmental objective might be aligned with the Taxonomy or not.

Product name: DWS Invest CROCI Global Dividends

Legal entity identifier: 549300ACRXW8VM9MW354

Environmental and/or social characteristics

Did this financial product have a sustainable investment objective?

Yes

No

it made **sustainable investments with an environmental objective:** ____%

in economic activities that qualify as environmentally sustainable under the EU Taxonomy

in economic activities that do not qualify as environmentally sustainable under the EU Taxonomy

It made **sustainable investments with a social objective:** ____%

It **promoted Environmental/Social (E/S) characteristics** and while it did not have as its objective a sustainable investment, it had a proportion of ____% of sustainable investments.

with an environmental objective in economic activities that qualify as environmentally sustainable under the EU Taxonomy

with an environmental objective in economic activities that do not qualify as environmentally sustainable under the EU Taxonomy

with a social objective

It promoted E/S characteristics, but did **not make any sustainable investments**



Sustainability indicators measure how the environmental or social characteristics promoted by the financial product are attained.

To what extent were the environmental and/or social characteristics promoted by this financial product met?

This sub-fund promoted environmental and social characteristics related to climate, governance, and social norms as well as the political-civil freedom of a country through the avoidance of

- (1) issuers exposed to excessive climate and transition risks,
- (2) companies with the worst DWS Norm Assessment (i.e., as regards compliance with international standards of corporate governance, human rights, and labor rights, customer and environmental safety, and business ethics),
- (3) countries flagged as "not free" by Freedom House,
- (4) companies whose involvement in controversial sectors exceeds a predefined revenue threshold, and/or
- (5) companies involved in controversial weapons.

This sub-fund had not designated a reference benchmark for the purpose of attaining the environmental and/or social characteristics promoted.

No derivatives were used to attain the environmental or social characteristics promoted by the sub-fund.

How did the sustainability indicators perform?

The attainment of the promoted environmental and social characteristics as well as the sustainable investment was assessed via the application of an in-house DWS ESG assessment methodology as further described in section "What actions were taken to meet the environmental and/or social characteristics during the reference period?". The methodology applied a variety of assessment approaches that were used as sustainability indicators to assess the attainment of the promoted environmental and social characteristics, which are as follows:

•**DWS Climate and Transition Risk Assessment** was used as indicator for an issuer's exposure to climate and transition risks.

Performance: No investments in suboptimal assets

•**DWS Norm Assessment** was used as indicator for a company's exposure to norm-related issues towards international standards.

Performance: No investments in suboptimal assets

•**Freedom House Status** was used as indicator for the political-civil freedom of a country.

Performance: No investments in suboptimal assets

•**Exposure to controversial sectors** was used as indicator for a company's involvement in controversial sectors.

Performance: 0%

•**DWS exclusions for controversial weapons** was used as indicator for a company's involvement in controversial weapons.

Performance: 0%

Please see the section entitled "What actions were taken to meet the environmental and/or social characteristics during the reference period?" for a description of the binding elements of the investment strategy used to select the investments to attain each of the environmental or social characteristics promoted, including the exclusion criteria, and the assessment methodology for determining whether and to what extent assets met the defined environmental and/or social characteristics (including the turnover thresholds defined for the exclusions). This section contains further information on the sustainability indicators.

The values from the DWS front office system are used to calculate the sustainability indicators. This means that there may be minor deviations from the other market values that appear in the annual report, which are derived from the fund accounting system.

...and compared to previous periods?

Attainment of the promoted environmental and social characteristics at portfolio level was measured in the previous years on the basis of the following sustainability indicators:

DWS Invest CROCI Global Dividends

| Indicators Performance | 29/12/2023 | 30/12/2022 | |
|---|-------------------------------------|------------|-------------|
| Sustainability indicators | | | |
| Climate and Transition Risk Assessment | No investments in suboptimal assets | - | |
| Climate and Transition Risk Assessment A | - | 1.91 | % of assets |
| Climate and Transition Risk Assessment B | - | 6.13 | % of assets |
| Climate and Transition Risk Assessment C | - | 29.77 | % of assets |
| Climate and Transition Risk Assessment D | - | 27.92 | % of assets |
| Climate and Transition Risk Assessment E | - | 34.43 | % of assets |
| Climate and Transition Risk Assessment F | - | 0.00 | % of assets |
| ESG Quality Assessment A | - | 52.36 | % of assets |
| ESG Quality Assessment B | - | 18.19 | % of assets |
| ESG Quality Assessment C | - | 21.86 | % of assets |
| ESG Quality Assessment D | - | 7.75 | % of assets |
| ESG Quality Assessment E | - | 0.00 | % of assets |
| ESG Quality Assessment F | - | 0.00 | % of assets |
| Norm Assessment | No investments in suboptimal assets | - | |
| Norm Assessment A | - | 13.86 | % of assets |
| Norm Assessment B | - | 7.75 | % of assets |
| Norm Assessment C | - | 33.49 | % of assets |
| Norm Assessment D | - | 24.84 | % of assets |
| Norm Assessment E | - | 20.22 | % of assets |
| Norm Assessment F | - | 0.00 | % of assets |
| Sovereign Freedom Assessment | No investments in suboptimal assets | - | |
| Sovereign Freedom Assessment A | - | 0.00 | % of assets |
| Sovereign Freedom Assessment B | - | 0.00 | % of assets |
| Sovereign Freedom Assessment C | - | 0.00 | % of assets |
| Sovereign Freedom Assessment D | - | 0.00 | % of assets |
| Sovereign Freedom Assessment E | - | 0.00 | % of assets |
| Sovereign Freedom Assessment F | - | 0.00 | % of assets |
| Involvement in controversial sectors | | | |
| Civil firearms C | - | 0.00 | % of assets |
| Civil firearms D | - | 0.00 | % of assets |
| Civil firearms E | - | 0.00 | % of assets |
| Civil firearms F | - | 0.00 | % of assets |
| Coal C | - | 8.53 | % of assets |
| Coal D | - | 2.14 | % of assets |
| Coal E | - | 0.00 | % of assets |
| Coal F | - | 0.00 | % of assets |
| Defense (revenue share) C | - | 4.03 | % of assets |
| Defense (revenue share) D | - | 0.00 | % of assets |
| Defense (revenue share) E | - | 0.00 | % of assets |
| Defense (revenue share) F | - | 0.00 | % of assets |
| Exposure to controversial sectors | 0.00 | - | % of assets |
| Oil sands C | - | 10.11 | % of assets |
| Oil sands D | - | 0.00 | % of assets |
| Oil sands E | - | 0.00 | % of assets |
| Oil sands F | - | 0.00 | % of assets |
| Tobacco C | - | 0.00 | % of assets |
| Tobacco D | - | 0.00 | % of assets |
| Tobacco E | - | 0.00 | % of assets |
| Tobacco F | - | 0.00 | % of assets |

Involvement in controversial weapons

| | | | |
|--------------------------------------|------|------|-------------|
| Anti-personnel mines D | - | 0.00 | % of assets |
| Anti-personnel mines E | - | 0.00 | % of assets |
| Anti-personnel mines F | - | 0.00 | % of assets |
| Cluster munitions D | - | 0.00 | % of assets |
| Cluster munitions E | - | 0.00 | % of assets |
| Cluster munitions F | - | 0.00 | % of assets |
| Depleted uranium weapons C | - | 0.00 | % of assets |
| Depleted uranium weapons D | - | 0.00 | % of assets |
| Depleted uranium weapons E | - | 0.00 | % of assets |
| Involvement in controversial weapons | 0.00 | - | % of assets |
| Nuclear weapons D | - | 0.00 | % of assets |
| Nuclear weapons E | - | 0.00 | % of assets |
| Nuclear weapons F | - | 0.00 | % of assets |

The disclosure of the sustainability indicators has been revised compared with previous reports. The assessment methodology is unchanged. Additional information on the currently valid sustainability indicators is provided in the section entitled "What actions were taken to meet the environmental and/or social characteristics during the reference period?" Information about taking into account the principal adverse impacts on sustainability factors is provided in the section entitled "How did this financial product consider principal adverse impacts on sustainability factors?"

DWS ESG-Assessment Scale

In the following assessment categories, the assets received one of six possible scores, with "A" being the best score and "F" being the worst score.

| Criteria | Involvement in controversial sectors *(1) | Involvement in controversial weapons | Norm Assessment *(6) | ESG Quality Assessment | SDG- Assessment | Climat & Transition Risk Assessment |
|----------|---|--------------------------------------|---|--|---|--|
| A | Non-involvement | Confirmed non-involvement | Confirmed no issues | True leader in ESG (>= 87.5 DWS ESG score) | True SDG contributor (>= 87.5 SDG score) | True climate leader (>= 87.5 score) |
| B | Remote involvement | Alleged | Violations of lesser degree | ESG leader (75-87.5 DWS ESG score) | SDG contributor (75-87.5 SDG score) | Climate solution provider(75-87.5 score) |
| C | 0% - 5% | Dual-Purpose *(2) | Violations of lesser degree | ESG upper midfield (50-75 DWS ESG score) | SDG upper midfield (50-75 SDG score) | Low transition risk (50-75 score) |
| D | 5% - 10% (coal: 5% - 10%) | Owning *(3)/ Owned *(4) | Violation of lesser degree | ESG lower midfield (25-50 DWS ESG score) | SDG lower midfield (25-50 SDG score) | Mod. transition risk (25-50 score) |
| E | 10% - 25% (coal: 15% - 25%) | Component Producer *(5) | High severity or re-assessed highest violation *(7) | ESG laggard (12.5-25 DWS ESG score) | SDG obstructer (12.5-25 SDG score) | High transition risk (12.5-25 score) |
| F | >= 25% | Weapon producer | Highest severity / global compact violation *(8) | True laggard in ESG (0-12.5 DWS ESG score) | Significant SDG obstructer (0-12.5 SDG score) | Excessive transition risk (0-12.5 score) |

*(1) Revenue share thresholds as per standard scheme. Sub-Granularity available. Thresholds can be individually set.

*(2) Encompasses e.g.. weapon-carrying systems such as combat aircraft that carry non-controversial weapons as well as controversial ones.

*(3) Owning more than 20% equity.

*(4) Being owned by more than 50% of company involved in grade E or F.

*(5) Single purpose key component.

*(6) Includes ILO controversies as well as corporate governance and product issues.

*(7) In its ongoing assessment, DWS takes into account the violation(s) of international standards – observed via data from ESG data vendors – such as the UN Global Compact, but also possible ESG data vendor errors identified, future expected developments of these violations as well as the willingness of the issuer to engage in dialogue regarding corporate decisions in this regard.

*(8) An F-grade can be considered a reconfirmed violation of the United Nations Global Compact rule framework for corporate behavior.

The EU Taxonomy sets out a “do not significant harm” principle by which Taxonomy-aligned investments should not significantly harm EU Taxonomy objectives and is accompanied by specific Union Criteria.

The “do no significant harm” principle applies only to those investments underlying the financial product that take into account the Union Criteria for environmentally sustainable economic activities. The investments underlying the remaining portion of this financial product do not take into account the Union Criteria for environmentally sustainable economic activities.

Any other sustainable investments must also not significantly harm any environmental or social objectives.



Principal adverse impacts are the most significant negative impacts of investment decisions on sustainability factors relating to environmental, social and employee matters, respect for human rights, anti-corruption and anti-bribery matters.

How did this financial product consider principal adverse impacts on sustainability factors?

The sub-fund considered the following principal adverse impacts on sustainability factors from Annex I of the Commission Delegated Regulation (EU) 2022/1288 supplementing the Sustainable Finance Disclosure Regulation:

- Exposure to companies active in the fossil fuel sector (no. 4);
- Violations of UN Global Compact principles and OECD Guidelines for multinational enterprises (no. 10); and
- Exposure to controversial weapons (anti-personnel mines, cluster munitions, chemical weapons, and biological weapons) (no. 14).

For sustainable investments, the principal adverse impacts were also considered in the DNSH assessment as described above in the section "How were the indicators for adverse impacts on sustainability factors taken into account?".

DWS Invest CROCI Global Dividends

| Indicators | Description | Performance |
|--|---|-------------------|
| Principal Adverse Impact | | |
| PAII - 04. Exposure to companies active in the fossil fuel sector | Share of investments in companies active in the fossil fuel sector | 30.52 % of assets |
| PAII - 10. Violations of UNGC principles and OECD Guidelines for Multinational Enterprises | Share of investments in investee companies that have been involved in violations of the UNGC principles or OECD Guidelines for Multinational Enterprises | 0 % of assets |
| PAII - 14. Exposure to controversial weapons | Share of investments in investee companies involved in the manufacture or selling of controversial weapons (anti-personnel mines, cluster munitions, chemical weapons and biological weapons) | 0 % of assets |

As of: December 30, 2024

The Principal Adverse Impact Indicators (PAIIs) are calculated on the basis of the data in the DWS back office and front office systems, which are primarily based on the data of external ESG data providers. If there is no data on individual PAIIs for individual securities or their issuers, either because no data is available or the PAII is not applicable to the particular issuer or security, these securities or issuers are not included in the calculation of the PAII. With target fund investments, a look-through of the target fund holdings is performed if appropriate data is available. The calculation method for the individual PAI indicators may change in subsequent reporting periods due to evolving market standards, a change in the treatment of securities of certain types of instruments (such as derivatives) or as a result of regulatory clarifications.

Moreover, improved data availability may have an effect on the reported PAIIs in subsequent reporting periods.



What were the top investments of this financial product?

DWS Invest CROCI Global Dividends

| Largest investments | Breakdown by sector according to NACE Codes | in % of average portfolio volume | Breakdown by country |
|------------------------------------|--|----------------------------------|----------------------|
| Best Buy Co. | G - Wholesale and retail trade; repair of motor vehicles and motorcycles | 2.2 % | United States |
| Holcim | M - Professional, scientific and technical activities | 2.1 % | Switzerland |
| Gilead Sciences | C - Manufacturing | 2.1 % | United States |
| Sekisui House | F - Construction | 2.0 % | Japan |
| Paccar | C - Manufacturing | 2.0 % | United States |
| BHP Group | B - Mining and quarrying | 2.0 % | Australia |
| Michelin | M - Professional, scientific and technical activities | 2.0 % | France |
| Volvo B (Free) | C - Manufacturing | 2.0 % | Sweden |
| Bristol-Myers Squibb Co. | C - Manufacturing | 2.0 % | United States |
| Sanofi | M - Professional, scientific and technical activities | 2.0 % | France |
| Merck & Co. | C - Manufacturing | 2.0 % | United States |
| Roche Holding AG | M - Professional, scientific and technical activities | 2.0 % | Switzerland |
| Nokia | C - Manufacturing | 2.0 % | Finland |
| ConAgra Brands | C - Manufacturing | 2.0 % | United States |
| The Interpublic Group of Companies | M - Professional, scientific and technical activities | 2.0 % | United States |

for the period from January 01, 2024, through December 30, 2024

The list includes the investments constituting **the greatest proportion of investments** of the financial product during the reference period which is: for the period from January 01, 2024, through December 31, 2024



What was the proportion of sustainability-related investments?

The proportion of sustainability-related investments as of the reporting date was 99.96% of portfolio assets.

Proportion of sustainability-related investments for the previous years:

29/12/2023: 99.94 %

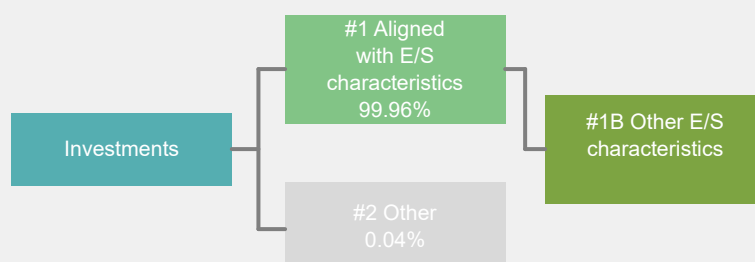
30/12/2022: 100.00 %

Asset allocation describes the share of investments in specific assets.

What was the asset allocation?

This sub-fund invested 99.96% of its net assets in investments that were aligned with the promoted environmental and social characteristics (#1 Aligned with E/S characteristics).

0.04% of the sub-fund's net assets were invested in all permissible assets for which either the DWS ESG assessment methodology was not applied or for which ESG data coverage was incomplete (#2 Other). Within this share, all investments could be invested in assets for which there was no complete data coverage with respect to the above described ESG assessment approaches and exclusions. Incomplete data was not tolerated in the assessment of good governance practices (by means of the DWS Norm Assessment).



#1 Aligned with E/S characteristics includes the investments of the financial product used to attain the environmental or social characteristics promoted by the financial product.

#2 Other includes the remaining investments of the financial product which are neither aligned with the environmental or social characteristics, nor are qualified as sustainable investments.

The category **#1 Aligned with E/S characteristics** covers:

- The sub-category **#1B Other E/S characteristics** covers investments aligned with the environmental or social characteristics that do not qualify as sustainable investments.

In which economic sectors were the investments made?

DWS Invest CROCI Global Dividends

| NACE-Code | Breakdown by sector according to NACE Codes | in % of portfolio volume |
|---|--|--------------------------|
| B | Mining and quarrying | 9.1 % |
| C | Manufacturing | 46.6 % |
| D | Electricity, gas, steam and air conditioning supply | 3.8 % |
| F | Construction | 2.1 % |
| G | Wholesale and retail trade; repair of motor vehicles and motorcycles | 4.0 % |
| H | Transporting and storage | 1.9 % |
| J | Information and communication | 1.8 % |
| K | Financial and insurance activities | 1.8 % |
| M | Professional, scientific and technical activities | 28.0 % |
| NA | Other | 0.9 % |
| Exposure to companies active in the fossil fuel sector | | 30.5 % |

As of: December 30, 2024



To what extent were the sustainable investments with an environmental objective aligned with the EU Taxonomy?

Due to a lack of reliable data the sub-fund did not commit to invest a minimum proportion of sustainable investments with an environmental objective aligned with the EU Taxonomy. Therefore, the promoted minimum percentage of environmentally sustainable investments aligned with the EU Taxonomy was 0% of the sub-fund's net assets. However, it may occur that part of the investments' underlying economic activities were aligned with the EU Taxonomy.

To comply with the EU Taxonomy, the criteria for **fossil gas** include limitations on emissions and switching to fully renewable power or low-carbon fuels by the end of 2035. For **nuclear energy**, the criteria include comprehensive safety and waste management rules.

Enabling activities directly enable other activities to make a substantial contribution to an environmental objective.

Transitional activities are economic activities for yet low-carbon alternatives are not yet available and that have greenhouse gas emission levels corresponding to the best performance.

Did the financial product invest in fossil gas and/or nuclear energy related activities complying with the EU Taxonomy¹?

Yes:

In fossil gas

In nuclear energy

No

The sub-fund did not take into account the taxonomy-conformity of investments in the fossil gas and/or nuclear energy sectors. Nevertheless, it might have occurred that as part of the investment strategy the sub-fund also invested in issuers that were also active in these areas.

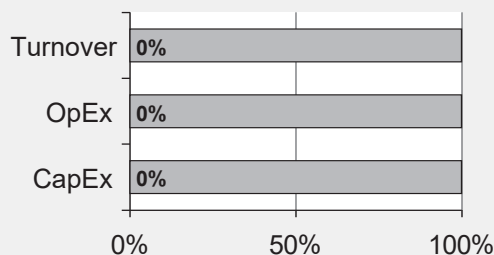
¹ Fossil gas and/or nuclear related activities will only comply with the EU Taxonomy where they contribute to limiting climate change ("climate change mitigation") and do no significant harm to any EU Taxonomy objective - see explanatory note in the left hand margin. The full criteria for fossil gas and nuclear energy economic activities that comply with the EU Taxonomy are laid down in Commission Delegated Regulation (EU) 2022/1214.

Taxonomy-aligned activities are expressed as a share of:

- **turnover** reflecting the share of revenue from green activities of investee companies.
- **capital expenditure** (CapEx) showing the green investments made by investee companies, e.g. for a transition to a green economy.
- **operational expenditure** (OpEx) reflecting the green operational activities of investee companies.

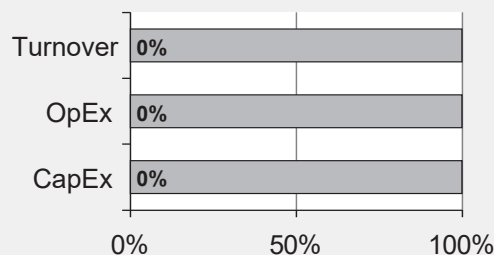
The graphs below show in green the percentage of investments that were aligned with the EU Taxonomy. As there is no appropriate methodology to determine the Taxonomy-alignment of sovereign bonds*, the first graph shows the Taxonomy-alignment in relation to all the investments of the financial product including sovereign bonds, while the second graph shows the Taxonomy-alignment only in relation to the investments of the financial product other than sovereign bonds.

1. Taxonomy-alignment of investments including sovereign bonds*



| | |
|---------------------------------------|---------|
| Taxonomy-aligned: Fossil gas | 0.00% |
| Taxonomy-aligned: Nuclear | 0.00% |
| Taxonomy-aligned (no gas and nuclear) | 0.00% |
| Taxonomy-aligned | 0.00% |
| Non Taxonomy-aligned | 100.00% |

2. Taxonomy-alignment of investments excluding sovereign bonds*



| | |
|---------------------------------------|---------|
| Taxonomy-aligned: Fossil gas | 0.00% |
| Taxonomy-aligned: Nuclear | 0.00% |
| Taxonomy-aligned (no gas and nuclear) | 0.00% |
| Taxonomy-aligned | 0.00% |
| Non Taxonomy-aligned | 100.00% |

This graph represents 100% of the total investments.

*For the purpose of these graphs, 'sovereign bonds' consist of all sovereign exposures

What was the share of investments made in transitional and enabling activities?

The sub-fund did not have a minimum share of investments in transitional or enabling activities, as it did not commit to a minimum proportion of environmentally sustainable investments aligned with the EU Taxonomy.

How did the percentage of investments that are aligned with the EU Taxonomy compare with previous reference periods?

The promoted proportion of environmentally sustainable investments in accordance with Regulation (EU) 2020/852 (Taxonomy Regulation) was 0% of the fund's assets in the current as well as previous reference periods. It may, however, have been the case that some sustainable investments were nevertheless aligned with an environmental objective of the Taxonomy Regulation.

are sustainable investments with an environmental objective that **do not take into account the criteria** for environmentally sustainable economic activities under the Regulation (EU) 2020/852.

What was the share of sustainable investments with an environmental objective not aligned with the EU Taxonomy?

During this reporting period and the previous year, the sub-fund did not promote any share of sustainable investments with an environmental objective that were not aligned with the EU Taxonomy.

In 2022 the sub-fund set a quota for environmentally and socially sustainable investments, however, the share of sustainable investments was not separated by ecological and social criteria and totaled 22.72%.



What was the share of socially sustainable investments?

During this reporting period and the previous year, the sub-fund did not promote any share of socially sustainable investments. In 2022 the sub-fund set a quota for environmentally and socially sustainable investments, however, the share of sustainable investments was not separated by ecological and social criteria and totaled 22.72%.



What investments were included under “other”, what was their purpose and were there any minimum environmental or social safeguards?

This sub-fund promoted a predominant asset allocation in investments that were aligned with environmental and social characteristics (#1 Aligned with E/S characteristics). In addition, this sub-fund invested 0.04% of the sub-fund's net assets into investments for which either the DWS ESG assessment methodology was not applied or for which ESG data coverage was incomplete (#2 Other). Within this share, all investments could be invested in assets for which there was no complete data coverage with respect to the above described ESG assessment approaches and exclusions. Incomplete data was tolerated in the assessment of good governance practices (by means of the DWS Norm Assessment).

These other investments could include all asset classes as foreseen in the specific investment policy, including deposits with credit institutions and derivatives.

Other investments could be used by the portfolio management for performance, diversification, liquidity and hedging purposes.

Minimum environmental or social safeguards were not or only partially considered for this sub-fund within the other investments.



What actions have been taken to meet the environmental and/or social characteristics during the reference period?

This sub-fund pursued a strategy based on equities as the main investment strategy. The sub-fund's assets were predominantly in large-cap developed market global equities that were considered undervalued and offered a comparatively high and sustainable dividend yield according to the CROCI methodology and the CROCI Global Dividends investment strategy.

Further details regarding the main investment strategy are specified in the Special Section of the Sales Prospectus.

The sub-fund's assets were predominantly allocated into investments that complied with the defined standards in respect to the promoted environmental and social characteristics as described in the following sections. The sub-fund's strategy in relation to the promoted environmental or social characteristics was an integral part of the ESG assessment methodology, which was continuously monitored via the sub-fund's investment guidelines.

DWS ESG assessment methodology

The sub-fund aimed to achieve the promoted environmental and social characteristics by assessing potential assets via an in-house DWS ESG assessment methodology, regardless of their economic prospects for success, and by applying exclusion criteria based on this assessment. The DWS ESG assessment methodology was based on the DWS ESG database, which used data from several ESG data providers, public sources, and/or internal assessments to arrive at derived overall scores. Internal assessments took into account factors such as an issuer's future expected ESG developments, plausibility of data with regard to past or future events, the willingness to engage in dialogue on ESG matters, and ESG-related decisions of a company.

The DWS ESG database derived coded scores within different assessment approaches as further detailed below. Individual assessment approaches were based on a letter scale from "A" to "F". Each issuer received one of six possible scores, with "A" representing the highest score and "F" representing the lowest score on the scale. Within other assessment approaches, the DWS ESG database provided separate assessments, including, for example, related to revenues earned from controversial sectors or the degree of involvement in controversial weapons. If an issuer's score in one assessment approach was deemed insufficient, the investment strategy (and consequently the sub-fund) was prohibited from investing in that issuer or that asset, even if this issuer or this asset was, in general, eligible according to the other assessment approaches. However, if the investment strategy held an issuer whose score in one of the relevant ESG assessment approaches subsequently deteriorated to a score deemed insufficient (for new investments) in that assessment approach, the investment strategy might, in some cases, continue to hold such an issuer until the next regularly scheduled reconstitution of the investment strategy, potentially for a period of up to three months. If at the next regularly scheduled reconstitution of the investment strategy such issuer's score was still deemed insufficient in one of the relevant ESG assessment approaches, assets of such issuer was removed from the investment strategy (and consequently the sub-fund) as part of the reconstitution process, in accordance with the investment strategy's rules.

The DWS ESG database used, among others, the following assessment approaches to evaluate whether issuers/assets complied with the promoted environmental and social characteristics and whether companies in which investments were made applied good governance practices:

• DWS Climate and Transition Risk Assessment

The DWS Climate and Transition Risk Assessment evaluated issuers in the context of climate change and environmental changes, for example with respect to greenhouse gas reduction and water conservation. Issuers that contributed less to climate change and other negative environmental changes or were less exposed to these risks, received better scores. Issuers with an excessive climate and transition risk profile (i.e., a letter score of "F") were excluded as an investment.

• DWS Norm Assessment

The DWS Norm Assessment evaluated the behavior of companies, for example, within the framework of the principles of the UN Global Compact, the standards of the International Labour Organization, and behavior within generally accepted international standards and principles. The DWS Norm Assessment examined, for example, human rights violations, violations of workers' rights, child or forced labor, adverse environmental impacts, and business ethics. The assessment considered violations of the aforementioned international standards. These were assessed using data from ESG data providers and/or other available information, such as the expected future developments of these violations as well as the willingness of the company to begin a dialogue on related business decisions. Companies with the worst DWS Norm Assessment score (i.e., a letter score of "F") were excluded as an investment.

• Freedom House Status

Freedom House is an international non-governmental organization that classified countries by their degree of political freedom and civil liberties. Based on the Freedom House status, countries that were

labeled as “not free” by Freedom House were excluded.

• **Exposure to controversial sectors**

Investments in companies that were involved in certain business areas and business activities in controversial areas (“controversial sectors”) were excluded. Companies were excluded from the portfolio as follows, according to their share of total revenues generated in controversial sectors.

Exclusion of controversial sectors:

- Manufacturing of products and/or provision of services in the defense industry: at least 10%
- Manufacturing and/or distribution of civil handguns or ammunition: at least 5%
- Manufacturing of tobacco products: at least 5%
- Coal mining and power generation from coal: at least 25%
- Mining of oil sand: at least 5%

The sub-fund excluded companies with coal expansion plans, such as additional coal mining, coal production, or coal usage, based on an internal identification methodology.

The aforementioned coal-related exclusions only applied to so-called thermal coal, i.e., coal that was used in power stations for energy production. In the event of exceptional circumstances, such as measures imposed by a government to address challenges in the energy sector, the Management Company might have decided to temporarily suspend the application of the coal-related exclusions to individual companies/geographical regions.

• **DWS exclusions for controversial weapons**

Companies were excluded if they were identified as manufacturers or manufacturers of key components of anti-personnel mines, cluster munitions, chemical and biological weapons, nuclear weapons, depleted uranium weapons, or uranium munitions. In addition, the shareholdings within a group structure were also taken into consideration for the exclusions.

• **DWS Use of Proceeds Bond Assessment**

Deviating from the assessment approaches described above, an investment in bonds of excluded issuers was nevertheless permitted if the particular requirements for use-of-proceeds bonds were met. In this case, the bond was first checked for compliance with the ICMA Principles for green bonds, social bonds, or sustainability bonds. In addition, a defined minimum of ESG criteria was checked in relation to the issuer of the bond, and issuers and their bonds that did not meet these criteria were excluded.

• **DWS Target Fund Assessment**

The DWS ESG database assessed target funds in accordance with the DWS Climate and Transition Risk Assessment, DWS Norm Assessment, UN Global Compact Assessment, DWS ESG Quality Assessment, the Freedom House Status, and with respect to investments in companies that were considered to be manufacturers or manufacturers of key components of anti-personnel mines, cluster munitions, chemical and biological weapons (the shareholdings within a group structure were taken into consideration accordingly). The assessment methods for target funds were based on examining the entire target fund portfolio, taking into account the investments within the target fund portfolio. Depending on the respective assessment approach, exclusion criteria (such as tolerance thresholds) that resulted in the exclusion of the target fund were defined. Accordingly, assets might have been invested within the portfolios of the target funds that were not compliant with the DWS standards for issuers.

• **Non-ESG assessed asset classes**

Not every asset of the sub-fund was assessed by the DWS ESG assessment methodology. This applied in particular to the following asset classes:

Derivatives were currently not used to attain the environmental and social characteristics promoted by the sub-fund and were therefore not taken into account for the calculation of the minimum proportion of assets that complied with these characteristics. However, derivatives on individual issuers were only acquired for the sub-fund if the issuers of the underlyings complied with the DWS ESG assessment methodology.

Deposits with credit institutions were not evaluated via the DWS ESG assessment methodology.

The applied ESG investment strategy did not pursue a committed minimum reduction of the scope of the investments.

The assessment of the good governance practices of the investee companies was based on the DWS Norm Assessment. Accordingly, the assessed investee companies followed good governance practices.



How did this financial product perform compared to the reference sustainable benchmark?

This sub-fund has not designated a specific reference benchmark to determine its alignment with the environmental and/or social characteristics it promotes.

Reference benchmarks are indexes to measure whether the financial product attains the environmental or social characteristics that they promote.