

Periodic disclosure for financial products referred to in Article 8, paragraph 1, 2 and 2a, of Regulation (EU) 2019/2088 and Article 6, first paragraph, of Regulation (EU) 2020/852

Sustainable investment means an investment in an economic activity that contributes to an environmental or social objective, provided that the investment does not significantly harm any environmental or social objective and that the investee companies follow good governance practices.

The **EU Taxonomy** is a classification system laid down in Regulation (EU) 2020/852, establishing a list of **environmentally sustainable economic activities**. That Regulation does not lay down a list of socially sustainable economic activities. Sustainable investments with an environmental objective might be aligned with the Taxonomy or not.

Product name: DB Fixed Income Horizon 2027

Legal entity identifier: 254900BUE6ONVPYQT872

Environmental and/or social characteristics

Did this financial product have a sustainable investment objective?

Yes

No

it made **sustainable investments with an environmental objective:** ____%

in economic activities that qualify as environmentally sustainable under the EU Taxonomy

in economic activities that do not qualify as environmentally sustainable under the EU Taxonomy

It made **sustainable investments with a social objective:** ____%

It **promoted Environmental/Social (E/S) characteristics** and while it did not have as its objective a sustainable investment, it had a proportion of ____% of sustainable investments.

with an environmental objective in economic activities that qualify as environmentally sustainable under the EU Taxonomy

with an environmental objective in economic activities that do not qualify as environmentally sustainable under the EU Taxonomy

with a social objective

It promoted E/S characteristics, but did **not make any sustainable investments**



Sustainability indicators measure how the environmental or social characteristics promoted by the financial product are attained.

To what extent were the environmental and/or social characteristics promoted by this financial product met?

Environmental and social characteristics were promoted by investing at least 51% of the sub-fund's net assets in investments (e.g. investment funds, equities or bonds) that had at least an MSCI ESG Rating of BBB. MSCI analysed various environmental and social characteristics in order to assign a certain ESG rating. The attainment of the promoted environmental and social characteristics was assessed via the application of MSCI ESG data as further described in the section headed "What actions have been taken to meet the environmental and/or social characteristics during the reference period?"

In addition to the MSCI ESG minimum rating, the sub-fund manager applied exclusion criteria, based on data provided by MSCI. For clarification these exclusion criteria did not apply to cash, cash equivalents and derivatives.

- The sub-fund excluded companies that were in violation of the UN Global Compact principles or the OECD Guidelines for multinational enterprises and it also excluded investment funds investing into assets that were in violation of the UN Global Compact principles.
- The sub-fund excluded investments into investment funds that according to MSCI data were invested in controversial business sectors that generated revenues exceeding certain thresholds. For purposes of this exclusion assessment only relevant fund holdings as available to MSCI were assessed, this may therefore mean that the sub-fund invested in investment funds with holdings where MSCI had no data available. For the avoidance of doubt the above exclusion criteria did not apply to investment funds that invest predominantly in instruments issued by sovereigns.
- The sub-fund excluded direct investments into financial instruments issued by companies (if applicable) that generated revenues exceeding the thresholds specified below.

Details regarding the methodology to assess the aforementioned characteristics were further described in the section headed "What actions have been taken to meet the environmental and/or social characteristics during the reference period?"

No derivatives were used to attain the environmental or social characteristics promoted by the sub-fund.

How did the sustainability indicators perform?

The attainment of the promoted environmental and social characteristics was assessed via the application of MSCI ESG data. The methodology applied a variety of assessment categories that were used as sustainability indicators to assess the attainment of the promoted environmental and social characteristics, which were as follows:

- %-share of the sub-fund's net assets that were invested in investment funds and securities of issuers that possess at least an MSCI ESG Rating of BBB.

Performance: 95.95%

- %-share of the sub-fund's net assets that were issued by companies that were in violation of the UN Global Compact principles or the OECD Guidelines for multinational enterprises and %-share of investment funds that were in violation of the UN Global Compact principles.

Performance: No investments in suboptimal assets

- %-share of the sub-fund's net assets that were invested into investment funds investing into controversial business sectors that generated revenues exceeding a predefined revenue threshold, with the exception of investment funds that invested predominantly in investment instruments issued by sovereigns.

Performance: No investments in suboptimal assets

- %-share of the sub-fund's net assets that were direct investments in instruments issued by companies (if applicable) from controversial business sectors that generated revenues exceeding a predefined revenue threshold.

Performance: No investments in suboptimal assets

Details regarding the methodology to assess the attainment of each of the environmental or social characteristics promoted by this financial product were further described in the section headed "What actions have been taken to meet the environmental and/or social characteristics during the reference period?"

Please see the section entitled "What actions have been taken to meet the environmental and/or social characteristics during the reference period?" for a description of the binding elements of the investment strategy used to select the investments to attain each of the environmental or social characteristics promoted, including the exclusion criteria, and the assessment methodology for determining whether and to what extent assets met the defined environmental and/or social characteristics (including the turnover thresholds defined for the exclusions). This section contains further information on the sustainability indicators.

The values from the DWS front office system are used to calculate the sustainability indicators. This means that there may be minor deviations from the other market values that appear in the annual report, which are derived from the fund accounting system.

The EU Taxonomy sets out a “do not significant harm” principle by which Taxonomy-aligned investments should not significantly harm EU Taxonomy objectives and is accompanied by specific Union Criteria.

The “do no significant harm” principle applies only to those investments underlying the financial product that take into account the Union Criteria for environmentally sustainable economic activities. The investments underlying the remaining portion of this financial product do not take into account the Union Criteria for environmentally sustainable economic activities.

Any other sustainable investments must also not significantly harm any environmental or social objectives.



Principal adverse impacts are the most significant negative impacts of investment decisions on sustainability factors relating to environmental, social and employee matters, respect for human rights, anti-corruption and anti-bribery matters.

How did this financial product consider principal adverse impacts on sustainability factors?

The sub-fund considered the following principal adverse impacts on sustainability factors from Annex I of the Commission Delegated Regulation (EU) 2022/1288 supplementing the Sustainable Finance Disclosure Regulation:

- Carbon footprint (no. 2);
- GHG intensity of investee companies (no. 3);
- Exposure to companies active in the fossil fuel sector (no. 4);
- Violations of UN Global Compact principles and OECD Guidelines for multinational enterprises (no. 10); and
- Exposure to controversial weapons (anti-personnel mines, cluster munitions, chemical weapons and biological weapons) (no. 14).

Principal adverse impacts were considered for the sub-funds’ assets by selecting investments that excluded (i) Issuers active in the fossil fuel sector that exceeded a predefined turnover threshold as described in the exclusions under "Thermal Coal" (sustainability factors related to the adverse impact indicators no. 2, 3 and 4), (ii) Issuers that were in violation of the UN Global Compact principles or the OECD Guidelines for multinational enterprises (sustainability factors related to the adverse impact indicator no. 10) and (iii) Issuers that had exposure to controversial weapons (sustainability factors related to the adverse impact indicator no. 14).

Details on the respective exclusions were further described in the section headed “What actions have been taken to meet the environmental and/or social characteristics during the reference period?”

DB Fixed Income Horizon 2027

Indicators	Description	Performance
Principal Adverse Impact		
PAII - 02. Carbon Footprint - EUR	The carbon footprint is expressed as tonnes of CO2 emissions per million EUR invested. The CO2 emissions of an issuer are normalised by its enterprise value including cash (EVIC)	400.90 tCO2e / million EUR
PAII - 03. Carbon Intensity	Weighted average carbon intensity scope 1+2+3	784.18 tCO2e / million EUR
PAII - 04. Exposure to companies active in the fossil fuel sector	Share of investments in companies active in the fossil fuel sector	15.8 % of assets
PAII - 10. Violations of UNGC principles and OECD Guidelines for Multinational Enterprises	Share of investments in investee companies that have been involved in violations of the UNGC principles or OECD Guidelines for Multinational Enterprises	0 % of assets
PAII - 14. Exposure to controversial weapons	Share of investments in investee companies involved in the manufacture or selling of controversial weapons (anti-personnel mines, cluster munitions, chemical weapons and biological weapons)	0 % of assets

As of: December 30, 2024

The Principal Adverse Impact Indicators (PAIIs) are calculated on the basis of the data in the DWS back office and front office systems, which are primarily based on the data of external ESG data providers. If there is no data on individual PAIIs for individual securities or their issuers, either because no data is available or the PAII is not applicable to the particular issuer or security, these securities or issuers are not included in the calculation of the PAII. With target fund investments, a look-through of the target fund holdings is performed if appropriate data is available. The calculation method for the individual PAI indicators may change in subsequent reporting periods due to evolving market standards, a change in the treatment of securities of certain types of instruments (such as derivatives) or as a result of regulatory clarifications.

Moreover, improved data availability may have an effect on the reported PAIIs in subsequent reporting periods.



What were the top investments of this financial product?

DB Fixed Income Horizon 2027

Largest investments	Breakdown by sector according to NACE Codes	in % of average portfolio volume	Breakdown by country
Banco Bilbao Vizcaya Argentaria 22/14.01.29	K - Financial and insurance activities	1,4 %	Spain
Credit Agricole London 24/26.01.2029 MTN	K - Financial and insurance activities	1,3 %	France
LB Hessen-Thüringen 22/24.08.2027 IHS MTN	K - Financial and insurance activities	1,2 %	Germany
LB Baden-Württemberg 16/28.09.26 IHS MTN	K - Financial and insurance activities	1,2 %	Germany
BPCE 22/02.03.29	K - Financial and insurance activities	1,1 %	France
Deutsche Bank 24/12.07.2028 MTN	K - Financial and insurance activities	1,1 %	Germany
Raiffeisen Schweiz 22/01.11.2027 MTN	K - Financial and insurance activities	1,1 %	Swiss
Rentokil Initial 22/27.06.2027 MTN	NA - Other	1,1 %	United Kingdom
Aroundtown 21/15.04.27 MTN	K - Financial and insurance activities	1,1 %	Germany
Santander UK Group Holdings 22/25.08.2028 MTN	K - Financial and insurance activities	1,1 %	United Kingdom
Daimler Trucks International 24/23.03.2028 MTN	NA - Other	1,1 %	Netherlands
Allianz 17/06.07.47 MTN	K - Financial and insurance activities	1,1 %	Germany
Standard Chartered 20/27.01.28 MTN	K - Financial and insurance activities	1,1 %	United Kingdom
Banco Santander 24/02.04.2029 MTN	K - Financial and insurance activities	1,0 %	Spain
Deutsche Lufthansa 21/11.02.28	H - Transporting and storage	1,0 %	Germany

for the period from October 21, 2024, through December 30, 2024

The list includes the investments constituting **the greatest proportion of investments** of the financial product during the reference period which is:
for the period from October 21, 2024, through December 31, 2024



What was the proportion of sustainability-related investments?

The proportion of sustainability-related investments as of the reporting date was 95.95% of portfolio assets.

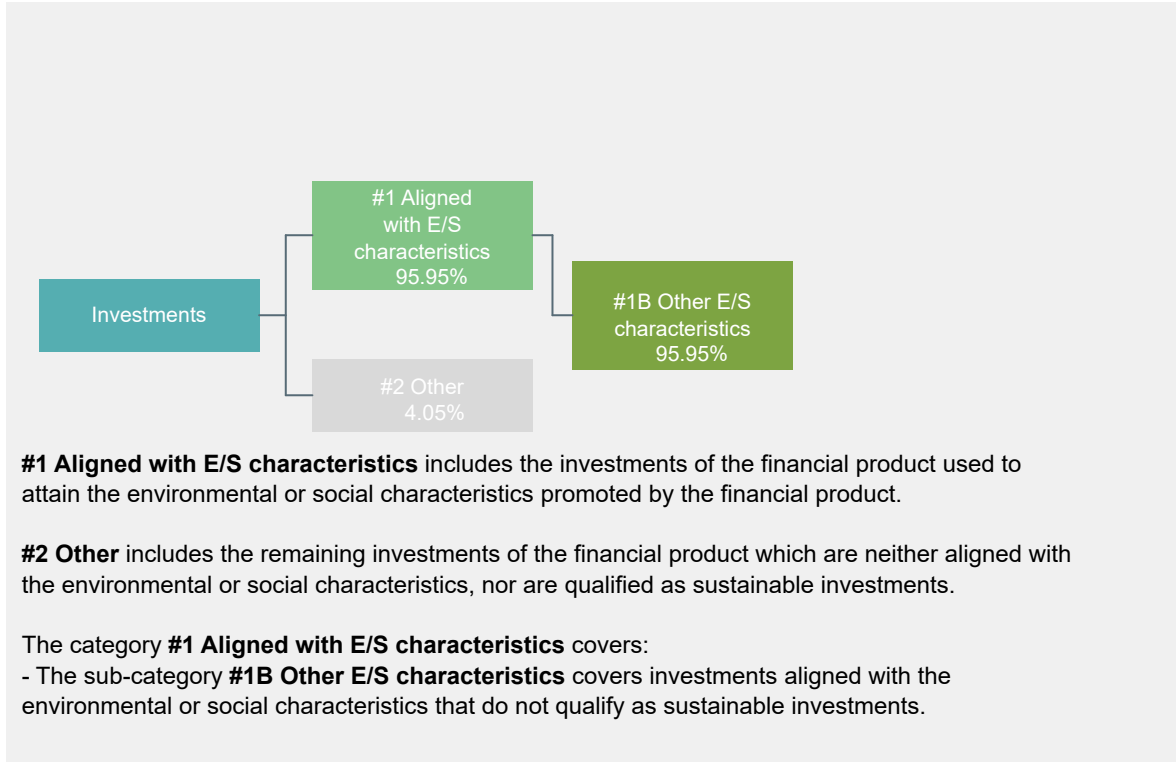
Asset allocation

describes the share of investments in specific assets.

What was the asset allocation?

This sub-fund invested 95.95% of its net assets in investments that were aligned with the promoted environmental and social characteristics (#1 Aligned with E/S characteristics).

4.05% of the investments were not aligned with these characteristics (#2 Other). A more detailed description of the specific asset allocation of This sub-fund can be found in the Special Section of the Sales Prospectus.



In which economic sectors were the investments made?

DB Fixed Income Horizon 2027

NACE-Code	Breakdown by sector according to NACE Codes	in % of portfolio volume
C	Manufacturing	8.5 %
D	Electricity, gas, steam and air conditioning supply	3.9 %
H	Transporting and storage	4.0 %
J	Information and communication	1.6 %
K	Financial and insurance activities	62.8 %
M	Professional, scientific and technical activities	12.1 %
N	Administrative and support service activities	1.3 %
NA	Other	5.8 %
Exposure to companies active in the fossil fuel sector		15.8 %



To what extent were the sustainable investments with an environmental objective aligned with the EU Taxonomy?

Due to a lack of reliable data the sub-fund did not commit to invest a minimum proportion of sustainable investments with an environmental objective aligned with the EU Taxonomy. Therefore, the promoted minimum percentage of environmentally sustainable investments aligned with the EU Taxonomy was 0% of the sub-fund's net assets. However, it may occur that part of the investments' underlying economic activities were aligned with the EU Taxonomy.

Did the financial product invest in fossil gas and/or nuclear energy related activities complying with the EU Taxonomy¹?

Yes:

In fossil gas

In nuclear energy

No

The sub-fund did not take into account the taxonomy-conformity of investments in the fossil gas and/or nuclear energy sectors. Nevertheless, it might have occurred that as part of the investment strategy the sub-fund also invested in issuers that were also active in these areas.

To comply with the EU Taxonomy, the criteria for **fossil gas** include limitations on emissions and switching to fully renewable power or low-carbon fuels by the end of 2035. For **nuclear energy**, the criteria include comprehensive safety and waste management rules.

Enabling activities directly enable other activities to make a substantial contribution to an environmental objective.

Transitional activities are economic activities for yet low-carbon alternatives are not yet available and that have greenhouse gas emission levels corresponding to the best performance.

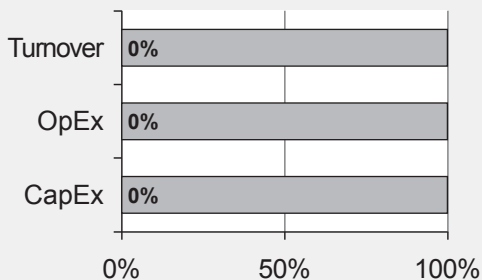
¹ Fossil gas and/or nuclear related activities will only comply with the EU Taxonomy where they contribute to limiting climate change ("climate change mitigation") and do no significant harm to any EU Taxonomy objective - see explanatory note in the left hand margin. The full criteria for fossil gas and nuclear energy economic activities that comply with the EU Taxonomy are laid down in Commission Delegated Regulation (EU) 2022/1214.

Taxonomy-aligned activities are expressed as a share of:

- **turnover** reflecting the share of revenue from green activities of investee companies.
- **capital expenditure** (CapEx) showing the green investments made by investee companies, e.g. for a transition to a green economy.
- **operational expenditure** (OpEx) reflecting the green operational activities of investee companies.

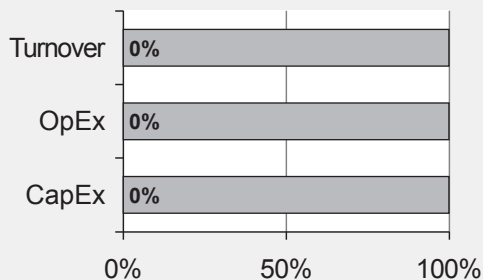
The graphs below show in green the percentage of investments that were aligned with the EU Taxonomy. As there is no appropriate methodology to determine the Taxonomy-alignment of sovereign bonds*, the first graph shows the Taxonomy-alignment in relation to all the investments of the financial product including sovereign bonds, while the second graph shows the Taxonomy-alignment only in relation to the investments of the financial product other than sovereign bonds.

1. Taxonomy-alignment of investments including sovereign bonds*



Taxonomy-aligned: Fossil gas	0.00%
Taxonomy-aligned: Nuclear	0.00%
Taxonomy-aligned (no gas and nuclear)	0.00%
Taxonomy-aligned	0.00%
Non Taxonomy-aligned	100.00%

2. Taxonomy-alignment of investments excluding sovereign bonds*



Taxonomy-aligned: Fossil gas	0.00%
Taxonomy-aligned: Nuclear	0.00%
Taxonomy-aligned (no gas and nuclear)	0.00%
Taxonomy-aligned	0.00%
Non Taxonomy-aligned	100.00%

This graph represents 100% of the total investments.

*For the purpose of these graphs, 'sovereign bonds' consist of all sovereign exposures

What was the share of investments made in transitional and enabling activities?

The sub-fund did not have a minimum share of investments in transitional or enabling activities, as it did not commit to a minimum proportion of environmentally sustainable investments aligned with the EU Taxonomy.

How did the percentage of investments that are aligned with the EU Taxonomy compare with previous reference periods?

The promoted proportion of environmentally sustainable investments in accordance with Regulation (EU) 2020/852 (Taxonomy Regulation) was 0% of the fund's assets in the current as well as previous reference periods. It may, however, have been the case that some sustainable investments were nevertheless aligned with an environmental objective of the Taxonomy Regulation.

are sustainable investments with an environmental objective that **do not take into account the criteria** for environmentally sustainable economic activities under the Regulation (EU) 2020/852.

What was the share of sustainable investments with an environmental objective not aligned with the EU Taxonomy?

The sub-fund did not promote a minimum share of sustainable investments with an environmental objective that were not aligned with the EU Taxonomy.



What was the share of socially sustainable investments?

The sub-fund did not promote a minimum share of socially sustainable investments.



What investments were included under “other”, what was their purpose and were there any minimum environmental or social safeguards?

This sub-fund promoted a predominant asset allocation in investments that were aligned with environmental and social characteristics (#1 Aligned with E/S characteristics). In addition, this sub-fund invested 4.05% of the sub-fund's net assets into investments for which either the DWS ESG assessment methodology was not applied or for which ESG data coverage was incomplete (#2 Other). Within this share, investments of up to 20% of the sub-fund's net assets were tolerated in assets for which there was no complete data coverage with respect to the above described ESG assessment approaches and exclusions. This tolerance did not apply to the assessment of good governance practices (by means of the DWS Norm Assessment).

These other investments could have included all asset classes as foreseen in the specific investment policy, including deposits with credit institutions and derivatives.

Other investments could have used by the portfolio management for performance, diversification, liquidity and hedging purposes.

Minimum environmental or social safeguards were not or only partially considered for this sub-fund within the other investments.



What actions have been taken to meet the environmental and/or social characteristics during the reference period?

This sub-fund followed a bond strategy as the principal investment strategy. The sub-fund invested in interest-bearing securities which were denominated in or hedged against the euro, such as government bonds, corporate bonds and covered bonds. Government and corporate bonds from industrial and high-growth countries (emerging markets) and corporate bonds with and without investment grade status (high yield corporate bonds) were acquired. At least 85% of the sub-funds' assets were invested into directly purchased bonds that had an investment grade rating. A maximum of 15% of the sub-funds' assets had a high yield rating. The interest-bearing securities held in the sub-fund were selected taking into consideration the maturity date of the sub-fund on 30.09.2023. Up to 10% of the sub-fund's assets were invested in money market and bond funds. Derivatives were used for hedging and investment purposes and for the purpose of efficient portfolio management. Further details regarding the main investment strategy were specified in the Special Section of the Sales Prospectus.

The sub-fund's assets were predominantly allocated into investments that complied with the defined standards in respect to the promoted environmental and social characteristics as described in the following sections. The sub-fund's strategy in relation to the promoted environmental or social characteristics was integral part of the ESG assessment methodology, which was continuously monitored via the sub-fund's investment guidelines.

The sub-fund management relied on data from MSCI, an external ESG (Environment, Social, (Corporate) Governance) data provider, when conducting fundamental analysis of the investment universe in order to take ESG criteria into account in the selection of target funds or the issuers of financial instruments. The sub-fund management incorporated the results of this analysis when taking its own investment decisions.

At least 51% of the sub-fund's net assets were invested in investment funds and securities of issuers that possessed an MSCI ESG rating of at least BBB and that met defined minimum standards with regard to ESG criteria. In addition, instruments (e.g. investment funds, equities or bonds) were acquired that have no MSCI ESG rating.

MSCI assigned an ESG rating from AAA (highest score) to CCC (lowest score). This MSCI ESG rating was intended to make ESG characteristics more understandable and measurable.

At least 51% of the sub-fund's net assets did meet the sub-fund's ESG criteria at the time of purchase. If sub-fund investments no longer met the minimum standards for ESG criteria of the sub-fund, the sub-fund continued to hold these investments until (from the perspective of the sub-fund manager) it was possible and practical to liquidate the position, as long as at least 51% of the sub-fund's net assets met the ESG criteria.

ESG rating for funds:

MSCI assigned an ESG rating for a fund including an ETF based on the weighted average of the individual ESG scores of the assets held in the fund – according to the fund's most recently published holdings. This excluded positions of cash and cash equivalents and certain derivatives. The ESG rating of the fund changed either due to changes in the ESG ratings of the securities held in the fund or due to a change in the composition of the analysed fund. MSCI assigned ESG ratings to funds if a certain coverage ratio of a fund's holdings was rated by MSCI for ESG purposes.

ESG Rating for companies:

MSCI assigned an ESG rating for companies by assessing the ESG performance of a company independently of its financial success on the basis of various ESG criteria. These ESG criteria related to the following topics, among others:

Environmental

- Preservation of biodiversity
- Protection of natural resources
- Mitigation of climate change
- Avoidance of environmental pollution and waste

Social

- General human rights
- Ban on child labour and forced labour
- Mandatory non-discrimination
- Careful management of human capital
- Support for social opportunity

Corporate governance

- Corporate principles in accordance with the International Corporate Governance Network
- Principles of combating corruption in accordance with the UN Global Compact

ESG rating for sovereigns and affiliated issuers

MSCI assigned an ESG rating for issuers such as sovereigns, regional authorities and issuers affiliated with sovereigns with a view to the ESG risk factors in the value chain of the relevant country. The focus here was on the stewardship of resources, the entitlement to basic services and performance. Natural, financial and human resources differed from country to country and therefore resulted in different starting points for the manufacture of productive goods and the provision of services. Other factors, such as a government and justice system that was recognized and effective from an ESG perspective, a low level of susceptibility to environmental impacts or other external factors, and a supportive economic environment did also influence the use of these resources. The investment manager evaluated potential investments using the above MSCI ESG rating.

Cash, cash equivalents and derivatives were not assessed via the ESG assessment methodology.

In addition to the MSCI ESG minimum rating, the sub-fund manager applied exclusion criteria, based on data provided by MSCI. For clarification these exclusion criteria did not apply to cash, cash equivalents and derivatives.

o The sub-fund excluded companies that were in violation of the UN Global Compact principles or the OECD Guidelines for multinational enterprises and it also excluded investment funds investing into assets that were in violation of the UN Global Compact principles.

o The sub-fund excluded investments into investment funds that according to MSCI data were invested in controversial business sectors that generate revenues exceeding certain thresholds. For purposes of this exclusion assessment only relevant fund holdings as available to MSCI were assessed, this may therefore mean that the sub-fund invested in investment funds with holdings where MSCI had no data available. For the avoidance of doubt the below exclusion criteria did not apply to investment funds that invested predominantly in instruments issued by sovereigns.

Exclusions for funds with revenue threshold*

- Thermal coal 15%
- Controversial weapons 0%
- Nuclear weapons 0%
- Conventional weapons 10%
- Firearms 10%
- Tobacco production 5%

* These revenue thresholds apply to fund holdings as per MSCI data

o The sub-fund excluded direct investment into financial instruments issued by companies (if applicable) that generate revenues exceeding the threshold specified below.

Exclusions for companies with revenue threshold

- Thermal coal 5%
- Unconventional oil and gas 5%
- Controversial weapons 0%
- Nuclear weapons 0%
- Conventional weapons 5%
- Firearms 5%
- Tobacco production 5%
- Uranium mining 0%
- Nuclear power supply 5%
- Gambling 5%
- Adult entertainment 5%
- Biocides production 5%
- Genetically modified organisms 0%
- Palm oil from non-certified sources 0%

The applied ESG investment strategy did not pursue a committed minimum reduction of the scope of the investments.

To the extent that the sub-fund invested directly into financial instruments other than investment funds, the following applied: The procedure to assess the good governance practises of the investee companies was based on the analysis of the corporate principles in accordance with the International Corporate Governance Network – Principles of combating corruption in accordance with the UN Global Compact



How did this financial product perform compared to the reference sustainable benchmark?

This sub-fund has not designated a specific reference benchmark to determine its alignment with the environmental and/or social characteristics it promotes.

Reference benchmarks are indexes to measure whether the financial product attains the environmental or social characteristics that they promote.