

Other information – Not covered by the audit opinion on the annual report

Periodic disclosure for financial products referred to in Article 8, paragraph 1, 2 and 2a, of Regulation (EU) 2019/2088 and Article 6, first paragraph, of Regulation (EU) 2020/852

Sustainable investment means an investment in an economic activity that contributes to an environmental or social objective, provided that the investment does not significantly harm any environmental or social objective and that the investee companies follow good governance practices.

The **EU Taxonomy** is a classification system laid down in Regulation (EU) 2020/852, establishing a list of **environmentally sustainable economic activities**. That Regulation does not lay down a list of socially sustainable economic activities. Sustainable investments with an environmental objective might be aligned with the Taxonomy or not.

Product name: DWS ESG Dynamik

Legal entity identifier: 549300SIZXDBIQO6WB79

Environmental and/or social characteristics

Did this financial product have a sustainable investment objective?

<input checked="" type="radio"/> <input checked="" type="radio"/> <input type="radio"/> Yes	<input checked="" type="radio"/> <input type="radio"/> <input checked="" type="checkbox"/> No
<input type="checkbox"/> it made sustainable investments with an environmental objective: ___%	<input checked="" type="checkbox"/> It promoted Environmental/Social (E/S) characteristics and while it did not have as its objective a sustainable investment, it had a proportion of 20.39% of sustainable investments.
<input type="checkbox"/> in economic activities that qualify as environmentally sustainable under the EU Taxonomy	<input type="checkbox"/> with an environmental objective in economic activities that qualify as environmentally sustainable under the EU Taxonomy
<input type="checkbox"/> in economic activities that do not qualify as environmentally sustainable under the EU Taxonomy	<input checked="" type="checkbox"/> with an environmental objective in economic activities that do not qualify as environmentally sustainable under the EU Taxonomy
<input type="checkbox"/> It made sustainable investments with a social objective: ___%	<input checked="" type="checkbox"/> with a social objective
<input type="checkbox"/> It promoted E/S characteristics, but did not make any sustainable investments	<input type="checkbox"/> It promoted E/S characteristics, but did not make any sustainable investments



Sustainability indicators measure how the environmental or social characteristics promoted by the financial product are attained.

To what extent were the environmental and/or social characteristics promoted by this financial product met?

Through this fund, the Company promoted environmental and social characteristics in the areas of climate action, social norms, and governance, as well as the general ESG quality, by taking into account the following exclusion criteria:

- (1) Climate and transition risks;
- (2) Norm issues with respect to compliance with international norms for governance, human rights, labor rights, customer safety, environmental safety, and business ethics;
- (3) Companies with very serious, unresolved controversies related to the principles of the United Nations Global Compact (UN Global Compact) were excluded;
- (4) In the area of ESG quality, issuers with the worst ratings of their peer group in terms of environmental, social, and governance factors were excluded;
- (5) Countries rated as “not free” by Freedom House;
- (6) Controversial sectors for companies that exceeded a predefined revenue limit;
- (7) Controversial weapons.

Through this fund, the Company also promoted a minimum proportion of sustainable investments that made a positive contribution to one or more United Nations Sustainable Development Goals (UN SDGs).

For this fund, the Company had not designated a reference benchmark for the attainment of the promoted environmental and/or social characteristics.

No derivatives were used to attain the environmental or social characteristics promoted by the fund.

How did the sustainability indicators perform?

A proprietary ESG assessment methodology was used to measure the attainment of the promoted environmental and social characteristics as well as the proportion of sustainable investments. The following sustainability indicators were used:

- **The Climate and Transition Risk Assessment** served as an indicator for the extent to which an issuer was exposed to climate and transition risks.
Performance: No investments in suboptimal assets
- **The Norm Assessment** served as an indicator for the extent to which norm issues constituting breaches of international standards arised at a company.
Performance: No investments in suboptimal assets
- **The UN Global Compact assessment** served as an indicator for whether a company was directly involved in one or more very serious, unresolved controversies related to the United Nations Global Compact.
Performance: No investments in suboptimal assets
- **The ESG Quality Assessment** served as an indicator for comparing the environmental, social and governance factors of an issuer with its peer group.
Performance: No investments in suboptimal assets
- **Freedom House status** served as an indicator of a country's political freedoms and civil liberties.
Performance: No investments in suboptimal assets
- **The Exclusion Assessment for controversial sectors** served as an indicator for determining the extent of a company's exposure to controversial sectors.
Performance: 0%
- **The Exclusion Assessment for controversial weapons** served as an indicator for determining the extent of a company's exposure to controversial weapons.
Performance: 0%
- **The methodology for determining sustainable investments as defined in article 2 (17) of Regulation (EU) 2019/2088 on sustainability-related disclosures in the financial services sector (SFDR)** was used as an indicator for measuring the proportion of sustainable investments (Sustainability Investment Assessment).
Performance: 20.39%

Please see the section entitled "What actions were taken to meet the environmental and/or social characteristics during the reference period?" for a description of the binding elements of the investment strategy used to select the investments to attain each of the environmental or social characteristics promoted, including the exclusion criteria, and the assessment methodology for determining whether and to what extent assets met the defined environmental and/or social characteristics (including the turnover thresholds defined for the exclusions). This section contains further information on the sustainability indicators.

The values from the DWS front office system are used to calculate the sustainability indicators. This means that there may be minor deviations from the other market values that appear in the annual report, which are derived from the fund accounting system.

...and compared to previous periods?

Attainment of the promoted environmental and social characteristics at portfolio level was measured in the previous year on the basis of the following sustainability indicators:

DWS ESG Dynamik

Indicators	Description	Performance
Sustainability Indicators		
Climate and Transition Risk Assessment	Indicator for the extent to which an issuer is exposed to climate and transition risks	No investments in suboptimal assets
Norm Assessment	Indicator for the extent to which norm issues constituting breaches of international standards arise at a company	No investments in suboptimal assets
UN Global Compact assessment	Indicator for whether a company is directly involved in one or more very serious, unresolved controversies related to the United Nations Global Compact	No investments in suboptimal assets
ESG Quality Assessment	Indicator for comparing the environmental, social and governance factors of an issuer with its peer group	No investments in suboptimal assets
Freedom House status	Indicator of a country's political freedoms and civil liberties	No investments in suboptimal assets
Exclusion Assessment for controversial sectors	Indicator for determining the extent of a company's exposure to controversial sectors	0% of assets
Exclusion Assessment for controversial weapons	Indicator for determining the extent of a company's exposure to controversial weapons	0% of assets
Methodology for determining sustainable investments	The methodology for determining sustainable investments as defined in article 2 (17) of Regulation (EU) 2019/2088 on sustainability-related disclosures in the financial services sector (SFDR) is used as an indicator for measuring the proportion of sustainable investments (Sustainability Investment Assessment)	20.1% of assets

As of: September 29, 2023

The disclosure of the sustainability indicators has been revised compared with previous reports. The assessment methodology is unchanged. Additional information on the currently valid sustainability indicators is provided in the section entitled "What actions were taken to meet the environmental and/or social characteristics during the reference period?" Information about taking into account the principal adverse impacts on sustainability factors is provided in the section entitled "How did this financial product consider principal adverse impacts on sustainability factors?"

DWS ESG-Assessment Scale

In the following assessment categories, the assets received one of six possible scores, with "A" being the best score and "F" being the worst score.

Criteria	Involvement in controversial sectors *(1)	Involvement in controversial weapons	Norm Assessment *(6)	ESG Quality Assessment	SDG- Assessment	Climat & Transition Risk Assessment
A	Non-involvement	Confirmed non-involvement	Confirmed no issues	True leader in ESG (>= 87.5 DWS ESG score)	True SDG contributor (>= 87.5 SDG score)	True climate leader (>= 87.5 score)
B	Remote involvement	Alleged	Violations of lesser degree	ESG leader (75-87.5 DWS ESG score)	SDG contributor (75-87.5 SDG score)	Climate solution provider(75-87.5 score)
C	0% - 5%	Dual-Purpose *(2)	Violations of lesser degree	ESG upper midfield (50-75 DWS ESG score)	SDG upper midfield (50-75 SDG score)	Low transition risk (50-75 score)
D	5% - 10% (coal: 5% - 10%)	Owning *(3)/ Owned *(4)	Violation of lesser degree	ESG lower midfield (25-50 DWS ESG score)	SDG lower midfield (25-50 SDG score)	Mod. transition risk (25-50 score)
E	10% - 25% (coal: 15% - 25%)	Component Producer *(5)	High severity or re-assessed highest violation *(7)	ESG laggard (12.5-25 DWS ESG score)	SDG obstructer (12.5-25 SDG score)	High transition risk (12.5-25 score)
F	>= 25%	Weapon producer	Highest severity / global compact violation *(8)	True laggard in ESG (0-12.5 DWS ESG score)	Significant SDG obstructer (0-12.5 SDG score)	Excessive transition risk (0-12.5 score)

*(1) Revenue share thresholds as per standard scheme. Sub-Granularity available. Thresholds can be individually set.

*(2) Encompasses e.g.. weapon-carrying systems such as combat aircraft that carry non-controversial weapons as well as controversial ones.

*(3) Owning more than 20% equity.

*(4) Being owned by more than 50% of company involved in grade E or F.

*(5) Single purpose key component.

*(6) Includes ILO controversies as well as corporate governance and product issues.

*(7) In its ongoing assessment, DWS takes into account the violation(s) of international standards – observed via data from ESG data vendors – such as the UN Global Compact, but also possible ESG data vendor errors identified, future expected developments of these violations as well as the willingness of the issuer to engage in dialogue regarding corporate decisions in this regard.

*(8) An F-grade can be considered a reconfirmed violation of the United Nations Global Compact rule framework for corporate behavior.

What were the objectives of the sustainable investments that the financial product partially made and how did the sustainable investment contribute to such objectives?

For the fund, the Company invested a portion of the assets in sustainable investments as defined in article 2 (17) of the SFDR. These sustainable investments contributed to at least one of the United Nations Sustainable Development Goals (UN SDGs), which have environmental and/or social objectives such as the following (non-exhaustive) list:

- Goal 1: No poverty
- Goal 2: Zero hunger
- Goal 3: Good health and well-being
- Goal 4: Quality education
- Goal 5: Gender equality
- Goal 6: Clean water and sanitation
- Goal 7: Affordable and clean energy
- Goal 8: Decent work and economic growth
- Goal 10: Reduced inequalities
- Goal 11: Sustainable cities and communities
- Goal 12: Responsible consumption and production
- Goal 13: Climate action
- Goal 14: Life below water
- Goal 15: Life on land

The extent of the contribution to the individual UN SDGs varied depending on the actual investments in the portfolio. The Company determined the contribution to the UN SDGs on the basis of its Sustainability Investment Assessment, in which various criteria were used to assess the potential investments with regard to whether they can be classified as sustainable. As part of this assessment methodology, it was determined whether (1) an investment made a positive contribution to one or more UN SDGs, (2) the issuer significantly harmed these goals (“Do No Significant Harm” – DNSH assessment) and (3) the enterprise applied good governance practices.

The Sustainability Investment Assessment used data from several data providers, public sources and/or internal assessments (based on a defined assessment and classification methodology) to determine whether an investment was sustainable. Activities that made a positive contribution to the UN SDGs were assessed based on turnover, capital expenditure (CapEx) and/or operational expenditure (OpEx), depending on the investment. Where a contribution is determined to be positive, the investment was deemed sustainable if the issuer passed the DNSH assessment and the enterprise applied good governance practices.

The share of sustainable investments as defined by article 2 (17) SFDR in the portfolio was calculated in proportion to the economic activities of the issuers that qualify as sustainable. Notwithstanding the preceding, use-of-proceeds bonds that qualified as sustainable were counted towards the value of the entire bond.

With the fund the Company did not currently pursue a minimum proportion of sustainable investments with an environmental objective aligned with the EU Taxonomy.

How did the sustainable investments that the financial product partially made not cause significant harm to any environmental or social sustainable investment objective?

The Do No Significant Harm (DNSH) assessment was an integral part of the DWS Sustainability Investment Assessment and assessed whether an issuer that contributed to a UN SDG significantly harmed one or more of these goals. Where significant harm was identified, the issuer did not pass the DNSH assessment and the investment could therefore not be deemed sustainable.

How were the indicators for adverse impacts on sustainability factors taken into account?

As part of the Sustainability Investment Assessment, a DNSH assessment systematically integrated the mandatory indicators for the principal adverse impacts on sustainability factors from Table 1 (by relevance) and relevant indicators from Tables 2 and 3 in Annex I of the Commission Delegated Regulation (EU) 2022/1288 supplementing the Disclosure Regulation. Taking these adverse impacts into account, the Company had set quantitative thresholds and/or defined qualitative values to determine whether an issuer significantly harmed the environmental or social objectives. These values were defined based on various external and internal factors, such as data availability, policy objectives, or market trends, and could be adjusted over time.

Were sustainable investments aligned with the OECD Guidelines for Multinational Enterprises and the UN Guiding Principles on Business and Human Rights? Details:

As part of the Sustainability Investment Assessment, the Company also assessed, on the basis of the Norm Assessment, the extent to which an enterprise met international standards. This entailed tests of compliance with international standards such as the OECD Guidelines for multinational enterprises, the UN Guiding Principles on Business and Human Rights, the principles of the UN Global Compact, and the standards of the International Labour Organisation. Companies with the lowest Norm Assessment (i.e., a letter score of "F") did not qualify as sustainable and were excluded as an investment.

The EU Taxonomy sets out a "do not significant harm" principle by which Taxonomy-aligned investments should not significantly harm EU Taxonomy objectives and is accompanied by specific Union Criteria.

The "do no significant harm" principle applies only to those investments underlying the financial product that take into account the Union Criteria for environmentally sustainable economic activities. The investments underlying the remaining portion of this financial product do not take into account the Union Criteria for environmentally sustainable economic activities.

Any other sustainable investments must also not significantly harm any environmental or social objectives.



Principal adverse impacts are the most significant negative impacts of investment decisions on sustainability factors relating to environmental, social and employee matters, respect for human rights, anti-corruption and anti-bribery matters.

How did this financial product consider principal adverse impacts on sustainability factors?

The fund, the Company considered the following principal adverse impacts on sustainability factors from Annex I of the Commission Delegated Regulation (EU) 2022/1288 supplementing the Disclosure Regulation:

- Greenhouse gas (GHG) emissions (no. 1);
- Carbon footprint (no. 2);
- GHG intensity of investee companies (no. 3);
- Exposure to companies active in the fossil fuel sector (no. 4);
- Violation of the UNGC principles and the Organisation for Economic Co-operation and Development (OECD) Guidelines for Multinational Enterprises (no. 10); and
- Exposure to controversial weapons (anti-personnel mines, cluster munitions, chemical and biological weapons) (no. 14).

Indicators	Description	Performance
Principal Adverse Impact		
PAII - 01. GHG emissions	Sum of the current value of investments of company i, divided by the investee company's enterprise value and multiplied by company's scope 1+2+3 GHG emissions.	4518.43 tCO ₂ e
PAII - 02. Carbon Footprint - EUR	The carbon footprint is expressed as tonnes of CO ₂ emissions per million EUR invested. The CO ₂ emissions of an issuer are normalised by its enterprise value including cash (EVIC)	262.97 tCO ₂ e / million EUR
PAII - 03. Carbon Intensity	Weighted average carbon intensity scope 1+2+3	606.08 tCO ₂ e / million EUR
PAII - 04. Exposure to companies active in the fossil fuel sector	Share of investments in companies active in the fossil fuel sector	12.82 % of assets
PAII - 10. Violations of UNGC principles and OECD Guidelines for Multinational Enterprises	Share of investments in investee companies that have been involved in violations of the UNGC principles or OECD Guidelines for Multinational Enterprises	0 % of assets
PAII - 14. Exposure to controversial weapons	Share of investments in investee companies involved in the manufacture or selling of controversial weapons (anti-personnel mines, cluster munitions, chemical weapons and biological weapons)	0 % of assets

As of: September 30, 2024

The Principal Adverse Impact Indicators (PAIIs) are calculated on the basis of the data in the DWS back office and front office systems, which are primarily based on the data of external ESG data providers. If there is no data on individual PAIIs for individual securities or their issuers, either because no data is available or the PAII is not applicable to the particular issuer or security, these securities or issuers are not included in the calculation of the PAII. With target fund investments, a look-through of the target fund holdings is performed if appropriate data is available. The calculation method for the individual PAI indicators may change in subsequent reporting periods due to evolving market standards, a change in the treatment of securities of certain types of instruments (such as derivatives) or as a result of regulatory clarifications.

Moreover, improved data availability may have an effect on the reported PAIIs in subsequent reporting periods.



What were the top investments of this financial product?

DWS ESG Dynamik

Largest investments	Breakdown by sector according to NACE Codes	in % of average portfolio volume	Breakdown by country
Xtrackers MSCI Europe ESG UCITS ETF 1C	K - Financial and insurance activities	10.9 %	Ireland
Xtrackers MSCI Emerging Markets ESG UCITS ETF 1C	K - Financial and insurance activities	4.9 %	Ireland
Xtrackers MSCI Japan ESG UCITS ETF 1C	K - Financial and insurance activities	3.8 %	Ireland
DWS Institutional ESG Euro Money Market Fund IC	K - Financial and insurance activities	2.8 %	Luxembourg
Xtr II EUR Corp Bd Short Dur SRI PAB UCITS ETF 1C	NA - Other	2.5 %	Luxembourg
Microsoft Corp.	J - Information and communication	2.3 %	United States
DWS Invest ESG Euro Corporate Bonds IC100	K - Financial and insurance activities	2.3 %	Luxembourg
Xtrackers II US Treasuries UCITS ETF 1D	K - Financial and insurance activities	2.2 %	United States
Apple	G - Wholesale and retail trade; repair of motor vehicles and motorcycles	2.1 %	United States
Alphabet Cl.A	J - Information and communication	1.9 %	United States
NVIDIA Corp.	C - Manufacturing	1.8 %	United States
DWS Invest ESG European Small/Mid Cap XC	K - Financial and insurance activities	1.7 %	Luxembourg
Xtr II EUR Corporate Bond SRI PAB UCITS ETF 1D	K - Financial and insurance activities	1.6 %	Luxembourg
XTRACKERS IE PHYSICAL GOLD ETC 23.04.80	K - Financial and insurance activities	1.3 %	Ireland
Xtrackers MSCI USA ESG UCITS ETF 1C	K - Financial and insurance activities	1.1 %	Ireland

for the period from October 01, 2023, through September 30, 2024

The list includes the investments constituting **the greatest proportion of investments** of the financial product during the reference period which is: for the period from October 01, 2023, through September 30, 2024



What was the proportion of sustainability-related investments?

The proportion of sustainability-related investments as of the reporting date was 97.2% of portfolio assets.

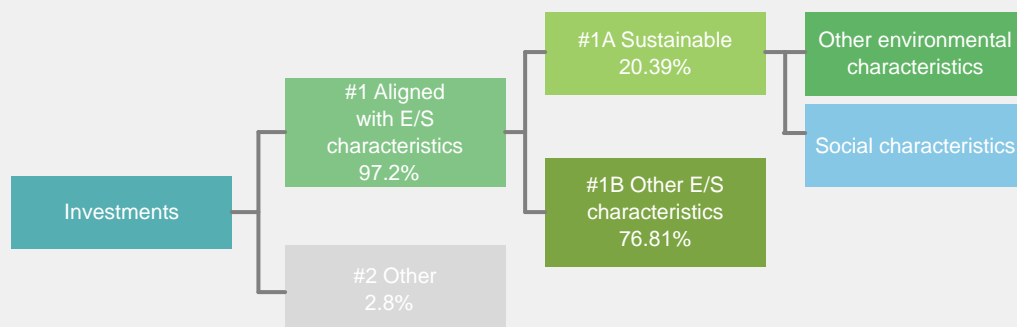
Proportion of sustainability-related investments for the previous year:
29/09/2023: 97.44 %

Asset allocation describes the share of investments in specific assets.

What was the asset allocation?

This fund invested 97.2% of its assets in assets that met ESG standards defined by the Company (#1 Aligned with E/S characteristics). 20.39% of the fund's assets were invested in sustainable investments (#1A Sustainable).

2.8% of the fund's assets were invested in assets for which the ESG assessment methodology was not applied or for which ESG data coverage was not complete (#2 Other). Within this quota, investments of up to 20% of the fund's assets in investments for which there was not complete data coverage with respect to the ESG assessment categories and exclusions were tolerated. This tolerance did not apply to the Norm Assessment, so companies were required to apply good governance practices.



#1 Aligned with E/S characteristics includes the investments of the financial product used to attain the environmental or social characteristics promoted by the financial product.

#2 Other includes the remaining investments of the financial product which are neither aligned with the environmental or social characteristics, nor are qualified as sustainable investments.

The category **#1 Aligned with E/S characteristics** covers:

- The sub-category **#1A Sustainable** covers sustainable investments with environmental or social objectives.
- The sub-category **#1B Other E/S characteristics** covers investments aligned with the environmental or social characteristics that do not qualify as sustainable investments.

In which economic sectors were the investments made?

DWS ESG Dynamik

NACE-Code	Breakdown by sector according to NACE Codes	in % of portfolio volume
B	Mining and quarrying	1.1 %
C	Manufacturing	14.6 %
D	Electricity, gas, steam and air conditioning supply	1.2 %
F	Construction	0.7 %
G	Wholesale and retail trade; repair of motor vehicles and motorcycles	6.3 %
H	Transporting and storage	0.5 %
I	Accommodation and food service activities	0.4 %
J	Information and communication	7.5 %
K	Financial and insurance activities	52.2 %
L	Real estate activities	0.4 %
M	Professional, scientific and technical activities	4.4 %
N	Administrative and support service activities	0.3 %
O	Public administration and defence; compulsory social security	7.3 %
R	Arts, entertainment and recreation	0.2 %
NA	Other	3.0 %
Exposure to companies active in the fossil fuel sector		12.8 %

As of: September 30, 2024



To what extent were the sustainable investments with an environmental objective aligned with the EU Taxonomy?

The promoted proportion of environmentally sustainable investments in accordance with Regulation (EU) 2020/852 (Taxonomy Regulation) was 0% of the fund's assets. It may, however, have been the case that some sustainable investments were nevertheless aligned with an environmental objective of the Taxonomy Regulation.

To comply with the EU Taxonomy, the criteria for **fossil gas** include limitations on emissions and switching to fully renewable power or low-carbon fuels by the end of 2035. For **nuclear energy**, the criteria include comprehensive safety and waste management rules.

Enabling activities directly enable other activities to make a substantial contribution to an environmental objective.

Transitional activities are economic activities for yet low-carbon alternatives are not yet available and that have greenhouse gas emission levels corresponding to the best performance.

Did the financial product invest in fossil gas and/or nuclear energy related activities complying with the EU Taxonomy¹?

Yes:

In fossil gas

In nuclear energy

No

The Company did not pursue Taxonomy-aligned investments in the areas of fossil gas and/or nuclear energy. However, it is possible that, as part of the investment strategy, investments have been made in companies that were also active in these sectors.

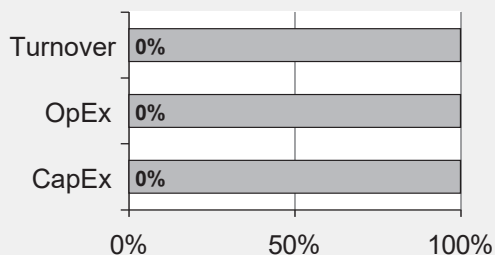
¹ Fossil gas and/or nuclear related activities will only comply with the EU Taxonomy where they contribute to limiting climate change ("climate change mitigation") and do no significant harm to any EU Taxonomy objective - see explanatory note in the left hand margin. The full criteria for fossil gas and nuclear energy economic activities that comply with the EU Taxonomy are laid down in Commission Delegated Regulation (EU) 2022/1214.

Taxonomy-aligned activities are expressed as a share of:

- **turnover** reflecting the share of revenue from green activities of investee companies.
- **capital expenditure** (CapEx) showing the green investments made by investee companies, e.g. for a transition to a green economy.
- **operational expenditure** (OpEx) reflecting the green operational activities of investee companies.


The graphs below show in green the percentage of investments that were aligned with the EU Taxonomy. As there is no appropriate methodology to determine the Taxonomy-alignment of sovereign bonds*, the first graph shows the Taxonomy-alignment in relation to all the investments of the financial product including sovereign bonds, while the second graph shows the Taxonomy-alignment only in relation to the investments of the financial product other than sovereign bonds.

1. Taxonomy-alignment of investments including sovereign bonds*



Taxonomy-aligned: Fossil gas	0.00%
Taxonomy-aligned: Nuclear	0.00%
Taxonomy-aligned (no gas and nuclear)	0.00%
Taxonomy-aligned	0.00%
Non Taxonomy-aligned	100.00%

2. Taxonomy-alignment of investments excluding sovereign bonds*



Taxonomy-aligned: Fossil gas	0.00%
Taxonomy-aligned: Nuclear	0.00%
Taxonomy-aligned (no gas and nuclear)	0.00%
Taxonomy-aligned	0.00%
Non Taxonomy-aligned	100.00%

This graph represents 100% of the total investments.

*For the purpose of these graphs, 'sovereign bonds' consist of all sovereign exposures

What was the share of investments made in transitional and enabling activities?

There was no minimum share of investments in transitional or enabling activities.

How did the percentage of investments that are aligned with the EU Taxonomy compare with previous reference periods?

The promoted proportion of environmentally sustainable investments in accordance with Regulation (EU) 2020/852 (Taxonomy Regulation) was 0% of the fund's assets in the current as well as previous reference periods. It may, however, have been the case that some sustainable investments were nevertheless aligned with an environmental objective of the Taxonomy Regulation.

are sustainable investments with an environmental objective that **do not take into account the criteria** for environmentally sustainable economic activities under the Regulation (EU) 2020/852.

What was the share of sustainable investments with an environmental objective not aligned with the EU Taxonomy?

There was no separate minimum proportion for sustainable investments with an environmental objective that were not consistent with the EU Taxonomy. It was not possible to make a separation when assessing whether sustainable investments are environmental or social investments. The total share of sustainable investments was at least 20.39% of the assets of the fund.

In the previous year this share was 20.10%



What was the share of socially sustainable investments?

The Company had not defined a minimum percentage for environmentally or socially sustainable investments in accordance with article 2 (17) of the Disclosure Regulation. As a separation in the assessment of sustainable investments is not possible, the total share of environmentally and socially sustainable investments shall therefore amount to 21.34% of the fund's assets.

In the previous year this share was 20.10%



What investments were included under "other", what was their purpose and were there any minimum environmental or social safeguards?

Assets amounting to 2.8% of the fund's assets for which the DWS ESG assessment methodology was not applied or for which ESG data coverage was not complete come under #2 Other.

Within this quota, investments of up to 20% of the fund's assets in investments for which there was not complete data coverage with respect to the ESG assessment categories and exclusions were tolerated.

This tolerance did not apply to the Norm Assessment, so companies were required to apply good governance practices.

These other investments could include all assets provided for in the investment policy, including bank balances and derivatives.

"Other investments" could be used to optimize the investment performance, as well as for diversification, liquidity and hedging purposes.

Minimum environmental or social safeguards were not considered or only partially considered with respect to this fund's other investments.



What actions have been taken to meet the environmental and/or social characteristics during the reference period?

This fund followed a multi-asset strategy. The fund's assets were primarily invested in assets that fulfilled the defined standards for the promoted environmental or social characteristics, as set out in the following sections. The strategy of the fund in relation to the promoted environmental or social characteristics was an integral part of the proprietary ESG assessment methodology and was continuously monitored through the investment guidelines of the fund.

Further details of the investment policy could be found in the special section of the sales prospectus and the Special Terms and Conditions of Investment.

ESG assessment methodology

The Company sought to attain the promoted environmental and social characteristics by assessing potential investments via a proprietary ESG assessment methodology irrespective of economic prospects of success and by applying exclusion criteria based on this.

The ESG assessment methodology was based on the ESG database, which uses data from multiple ESG data providers, public sources and internal assessments. Internal assessments took into account factors such as an issuer's future expected ESG development, plausibility of the data with regard to past or future events, an issuer's willingness to engage in dialogue on ESG matters and an enterprise's ESG-specific decisions.

The ESG database derived "A" to "F" letter coded scores within different categories. Issuers each received one of six possible scores (A to F), with "A" being the highest score and "F" being the lowest score on the scale. On the basis of other categories, the ESG database also provided exclusion criteria (complete exclusions or exclusions based on turnover thresholds).

The respective scores for the assets were considered individually. If an issuer in an assessment category has a score that is considered to be unsuitable in that assessment category, assets from this issuer cannot be acquired even if it has a score in another assessment category that would be suitable.

The ESG database uses, for example, the following categories to assess whether issuers/investments comply with ESG standards relating to the promoted environmental and social characteristics and whether companies that are invested in apply good governance practices:

• Climate and Transition Risk Assessment

The Climate and Transition Risk Assessment evaluates the behavior of issuers in relation to climate change and environmental changes, e.g., with respect to greenhouse gas reduction and water conservation.

Issuers that contribute less to climate change and other negative environmental changes or that are less exposed to such risks receive a better score.

Issuers that receive a letter score of F in the Climate and Transition Risk Assessment category were excluded.

• The Norm Assessment

The Norm Assessment evaluates the behavior of companies, for example, within the framework of the principles of the UN Global Compact, the standards of the International Labour Organization, and behavior within generally accepted international standards and principles. The Norm Assessment examines, for example, human rights violations, violations of workers' rights, child or forced labor, adverse environmental impacts and business ethics. The assessment takes into account violations of the aforementioned international standards. These violations were assessed using data from ESG data providers and/or other available information, such as the expected future development of these violations as well as the willingness of the company to begin dialogue concerning relevant business decisions.

Companies that received a letter score of F in the Norm Assessment category were excluded.

• The UN Global Compact assessment

In addition to the Norm Assessment, companies that were directly involved in one or more very serious, unresolved controversies related to the principles of the United Nations Global Compact were excluded.

• The ESG Quality Assessment

The ESG Quality Assessment distinguished between corporate and sovereign issuers.

Issuers that were enterprises were compared on the basis of their ESG quality. When assessing issuers, the ESG Quality Assessment took into account different ESG factors such as the handling of environmental changes, product safety, employee management or corporate ethics.

The ESG Quality Assessment adopted what is known as the "best-in-class" approach. In this, issuers received an assessment relative to their peer group. The peer group was composed of issuers from

the same sector of industry. Issuers rated better in the peer group comparison received a better score, while issuers rated worse in the comparison received a worse score.

For sovereign issuers, the ESG Quality Assessment assessed a state based on numerous ESG criteria. Indicators for environmental considerations are, for example, handling of climate change, natural resources and vulnerability to disasters; indicators for social factors include the attitude to child labor, equality and prevailing social conditions; and indicators for good governance are, for example, the political system, the existence of institutions and the rule of law. The ESG Quality Assessment also expressly considered the civil and democratic liberties of a country.

Companies and sovereign issuers that received a letter score of F in the ESG Quality Assessment category were excluded.

• **Freedom House status**

Freedom House is an international non-governmental organization that classifies countries by their degree of political freedoms and civil liberties. On the basis of the Freedom House status, countries rated as “not free” by Freedom House were excluded.

• **The Exclusion Assessment for controversial sectors**

Companies that were involved in particular business areas and business activities in controversial areas (“controversial sectors”) were excluded.

Companies were excluded as an investment based on the share of total revenues they generate in controversial sectors. The fund expressly excluded companies which generate revenues as follows:

- more than 5% from production of products and/or services provided in the armaments industry;
- more than 5% from production and/or sale of civil handguns or munition;
- more than 5% from production of tobacco products;
- more than 5% from production of products and/or services provided in the gambling industry;
- more than 5% from production of adult entertainment;
- more than 5% from production of palm oil;
- more than 5% from power generation through nuclear energy and/or uranium mining and/or uranium enrichment;
- more than 10% from crude oil;
- from unconventional extraction of oil and/or natural gas (including oil sand, oil shale/shale gas, Arctic drilling);
- more than 1% from coal mining;
- more than 10% from power generation from coal;
- more than 10% from power generation or other use of fossil fuels (excluding natural gas);
- more than 10% from coal and crude oil;
- more than 10% from mining, exploration and services for oil sand and oil shale.

Companies with coal expansion plans, such as additional coal mining, production or usage, were excluded based on an internal identification methodology.

The aforementioned coal-related exclusions only applied to thermal coal, i.e., coal that is used in power stations to generate power.

Issuers that generated their revenues from activities related to power generation or other use of nuclear energy and natural gas as well as from the extraction of uranium or natural gas may be acquired for the investment fund as long as the aforementioned turnover thresholds were not exceeded.

• **The Exclusion Assessment for controversial weapons**

Companies that were identified as manufacturers – or manufacturers of key components – of anti-personnel mines, cluster munitions, chemical weapons, biological weapons, nuclear weapons, depleted uranium weapons or uranium munitions were excluded. In addition, the relative exposures within a Group structure were also be taken into consideration for the exclusions. Companies that were identified as manufacturers – or manufacturers of key components – of incendiary bombs containing white phosphorus were also excluded.

• **Assessment of use-of-proceeds bonds**

In a departure from the above assessment categories, investment in bonds of excluded issuers was nevertheless permitted if the particular requirements for use-of-proceeds bonds were met. To begin with, the bonds were checked for compliance with the ICMA Green Bond Principles, Social Bond Principles or Sustainability Bond Guidelines. In addition, a defined minimum of ESG criteria was checked in relation to the issuer of the bond, and issuers and their bonds that do not meet these criteria were excluded.

Issuers were excluded based on the following criteria:

Companies and sovereign issuers with the lowest ESG Quality Assessment in the peer group comparison (i.e., a letter score of "F");

- Sovereign issuers rated as "not free" by Freedom House;
- Companies with the lowest Norm Assessment (i.e., a letter score of "F");
- Companies that are directly involved in one or more very serious, unresolved controversies related to the UN Global Compact;
- Companies with involvement in controversial weapons production; or
- Companies with identified coal expansion plans.

• **Assessment of investment fund units**

Investment fund units were assessed taking into account the investments within the target funds in accordance with the ESG Quality Assessment, Climate and Transition Risk Assessment, Norm Assessment, UN Global Compact assessment, and the Freedom House status and with respect to the investments in companies that are identified as manufacturers – or manufacturers of key components – of anti-personnel mines, cluster munitions, chemical weapons and biological weapons (here, the relative exposures within a Group structure are taken into consideration).

The assessment methods for investment fund units were based on examining the entire portfolio of the target fund, taking into account the investments within the target fund portfolio. Depending on the respective assessment category, exclusion criteria (such as tolerance thresholds) that resulted in exclusion of the target fund were defined. Thus, target funds may invest in investments that were not compliant with the defined ESG standards for issuers.

Sustainability Investment Assessment in accordance with article 2 (17) SFDR

In addition, the Company measured the contribution to one or more UN SDGs to determine the proportion of sustainable investments. This was carried out via the Sustainability Investment Assessment, with which potential investments were assessed on the basis of various criteria regarding whether an investment can be classed as sustainable.

Assets not assessed in terms of ESG

Not all of the fund's investments were assessed using the ESG assessment methodology. This applied to the following assets in particular:

Bank balances were not assessed.

Derivatives were not used to attain the environmental and social characteristics promoted by the fund, which is why they were not taken into account in the calculation of the minimum proportion of assets that fulfill these characteristics. However, derivatives on individual issuers may be acquired for the fund if, and only if, the issuers of the underlyings met the ESG standards and were not excluded in accordance with the ESG assessment categories described above.

The ESG investment strategy used did not provide for a mandatory minimum reduction.

Good governance was assessed with the Norm Assessment. The assessed investee companies implemented good governance practices accordingly.



How did this financial product perform compared to the reference sustainable benchmark?

An index had not been defined as a benchmark.

Reference benchmarks are indexes to measure whether the financial product attains the environmental or social characteristics that they promote.