

18.10.2018 / Multi-asset

Don't be fooled by low volatility

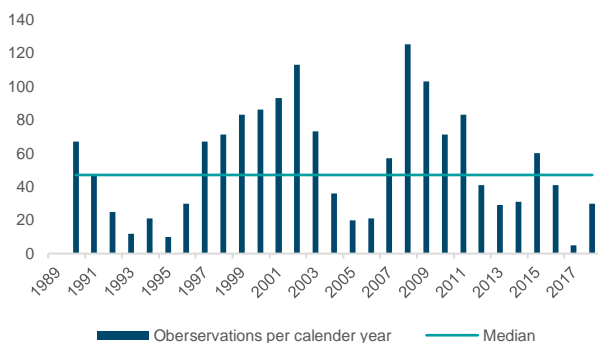
Just because realised volatility is low in many developed equity markets doesn't mean things are calm below the surface. Extreme moves at the edges of the distribution of returns compared with the middle reached a record high this year. The fatness of the tail, so to speak, is measured by kurtosis in statistics – and potentially signals fragility in markets.

Realised volatility is low

It is widely understood that the realised volatility in equity markets has been low in recent years. In 2017, for example, the S&P 500 index only moved more than 1.1 per cent in a trading session five times, well below the annual median of 47 such days since 1989.

As can be seen in Figure 1, the number of daily trading moves in excess of 1.1 per cent – the standard deviation of daily returns since 1989 – has been falling post the financial crisis, with last year being extraordinarily unusual. So far in 2018, there have been 30 moves greater than 1.1 per cent, suggesting a normalisation of sorts.

FIGURE 1: NUMBER OF TRADING DAYS WITH RETURNS EXCEEDING 1.1 PER CENT

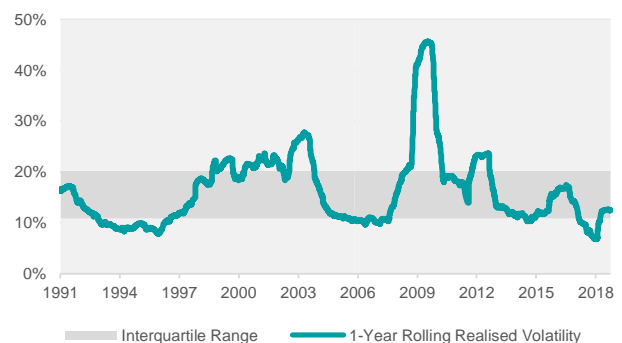


Source: DWS. 29.12.1989 – 28.09.2018. Past performance is not a reliable indicator of future returns.

this year, the average level for 2018 is still below the 30th percentile of volatility over the period.

Realised volatility tends to move between low, medium and extreme regimes. In the chart below, the darker band - the interquartile range - marks periods of medium volatility, as per much of the post-financial crisis period. More extreme levels of volatility occurred during events such as the dot.com and financial crises, or the eurozone wobbles in 2012. Low readings, as experienced recently, accompany benign markets. In other words, US stocks are currently trading slightly above the lowest quartile of realised volatility.

FIGURE 2: 1-YEAR ROLLING REALISED VOLATILITY AND REGIMES



Source: DWS. 29.12.1989 – 28.09.2018. Past performance is not a reliable indicator of future returns.

Meanwhile Figure 2 looks at volatility as a standalone measure of risk and it can be seen that the line is also depressed relative to history. Notwithstanding the rise so far

September 2018

For Qualified Investors (Art. 10 Para. 3 of the Swiss Federal Collective Investment Schemes Act (CISA). For Professional Clients (MiFID Directive 2014/65/EU Annex II) only. No distribution to private/retail investors. For Institutional investors only.

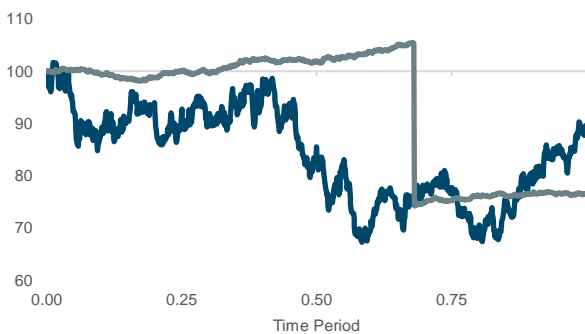
Headline volatility not whole story

When analysing and managing portfolios, understanding return distributions is key. But too often investors simply focus on volatility and miss the full picture. Another aspect of the return distribution is captured by kurtosis.

The reality is that two investments with the same volatility can be very different. Kurtosis measures the “tailedness” of a random distribution. A higher kurtosis is the result of infrequent extreme deviations. A lower kurtosis reflects more frequent, modestly sized deviations.

Consider the chart below. The grey and blue lines have the same volatility but the former has higher kurtosis. For three quarters of the time period an investor would have supposed the grey series to be less volatile. While for the whole period the volatility is the same for both lines, the returns of the grey line were hurt by a significant correction.

FIGURE 3: SIMULATED RETURNS WITH IDENTICAL VOLATILITY



Source: DWS. 28.09.2018.

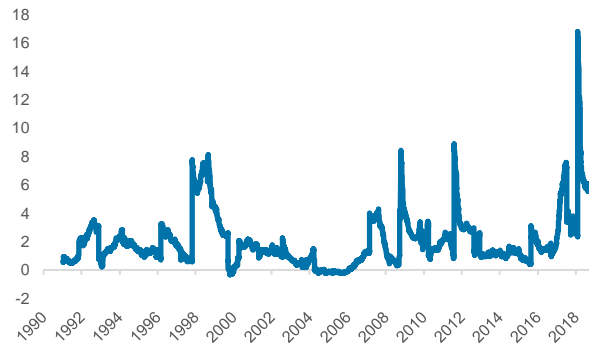
Counterintuitively, therefore, low volatility may in fact reflect extremely high kurtosis, as the middle of the distribution calms down relative to a riskier tail. In other words, storms become increasingly rare, but more dangerous. Such lulls can often fool investors into thinking all is fine when in reality the fragility in the system is edging up.

Kurtosis at multi-decade highs

We showed above that S&P 500 volatility remains depressed relative to history. And it is worth remembering that most investors consider low volatility to be a benign state of affairs, an indicator that worries are few and extreme losses are unlikely. Indeed the VIX index is often referred to as the “fear gauge”.

But what about the “tailedness” of the market? Could US stocks be more fragile than they look? Figure 4 suggests this might be the case, plotting kurtosis of the S&P 500 over time.

FIGURE 4: 1-YEAR ROLLING EXCESS KURTOSIS

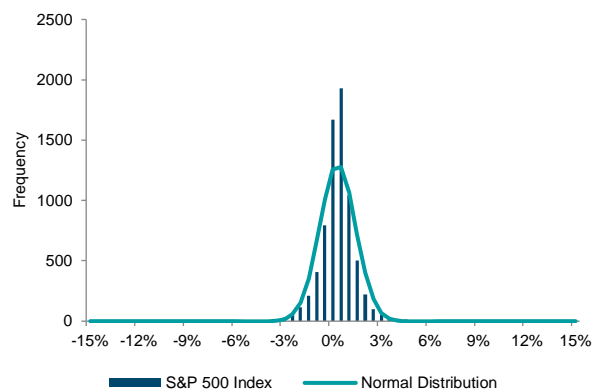


Source: DWS. 29.12.1989 – 28.09.2018. Past performance is not a reliable indicator of future returns.

Far from being an ocean of calm, the rolling excess kurtosis of the S&P 500 hit a record high in 2018 – reaching levels far more pronounced than during the financial crisis and the dot.com boom and bust. This after a year when everyone was talking about how quiet everything was. Volatility remains relatively low today, hence why few investors have noticed the spike in kurtosis. This is worrying, because portfolio management is about the whole distribution, not just volatility.

Still, investors may be excused for missing these tremors as they occur deep beneath the surface. Look at the realised return distribution of the market in Chart 5 and the market seems quite normal.

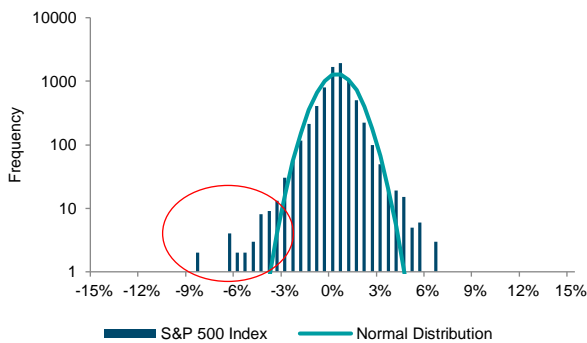
FIGURE 5: FREQUENCY DISTRIBUTION OF DAILY RETURNS



Source: DWS. 29.12.1989 – 28.09.2018. Past performance is not a reliable indicator of future returns.

Switch to a logarithmic scale for the y-axis, however, and it can be seen more easily that the tails of the distribution do not look so normal.

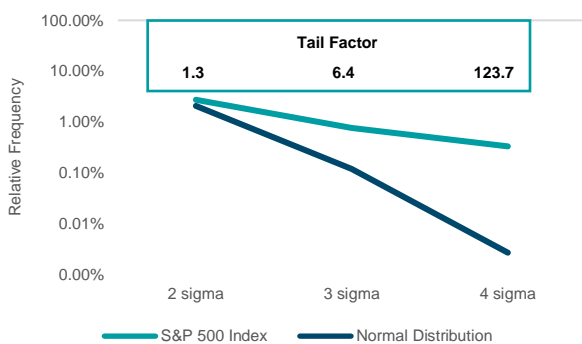
FIGURE 6: FREQUENCY DISTRIBUTION OF DAILY RETURNS



Source: DWS. 29.12.1989 – 28.09.2018. Past performance is not a reliable indicator of future returns.

Another way to illustrate this phenomenon is to analyse how excess events compare with a normal distribution. A so-called tail factor ratio does this. For a given set of returns, of the S&P 500 for example, one can calculate the number of observations in excess of say, two, three or four sigma moves. That is then expressed as a percentage, as shown by the green line in Figure 7 below. The same can be done for the normal distribution of returns. Dividing one by the other gives the tail factor ratio, displayed in the box. So it can be seen that three sigma events have occurred six times more often for the US equity market than the normal distribution would suggest.

FIGURE 7: TAIL FACTOR TO MEASURE EXTREME EVENTS



Source: DWS. 29.12.1989 – 28.09.2018. Past performance is not a reliable indicator of future returns.

Implications and opportunities

For brevity we have concentrated on American stocks, but rising kurtosis is also revealing itself in other markets. Many investors remain oblivious. Here are three take-ways from this paper they need to consider.

The first the risk that financial models might fail to forecast the next structural break in markets as they overlook changes to the composition of volatility. Many portfolio management tools rely on simple volatility as an input, such as risk/return measures, spread/volatility ratios, etc. Investors could be overpaying for assets based on an unrealistically low assessment of future volatility, whereas incorporating kurtosis would capture tail impacts.

That is not to equate kurtosis with fragility per se – just as it is wrong to label volatility a pure gauge of risk. The truth is that many factors can cause an asset class to crack. But what can be said for sure is that higher kurtosis is not captured in many tools investors use to analyse the relationship between risks and return.

A second take-away, therefore, is that investors should also look at kurtosis as good reason to maintain a high degree of flexibility in portfolios. Our guess is that few investors realise there are currently six times the number of three sigma events than a normal distribution would expect. Portfolio managers need to be able to respond quickly to a sudden gyration in markets, which will come as more of a surprise to everyone else.

For example, forced selling means a chance to buy assets cheaply. This is the main opportunity investors should watch for. And remember that kurtosis is a relative measure of a distribution’s tail versus its centre. So just as important as being ready to respond to extreme events is understanding that these extended periods of calm may reflect higher kurtosis. Now might be an ideal time to deal with positions that will suddenly become illiquid when volatility spikes.

Christian Hille

Global Head of Multi Asset & Solutions
christian.hille@dws.com

Peter Warken

Portfolio Manager, Multi Asset & Solutions
peter.warken@dws.com

Stuart Kirk

Head of Global Research Institute
stuart.kirk@dws.com

Important information – EMEA

This marketing communication is intended for professional clients only.

The following document is intended as marketing communication.

Important Information

DWS is the brand name under which DWS Group GmbH & Co. KGaA and its subsidiaries operate their business activities. Clients will be provided DWS products or services by one or more legal entities that will be identified to clients pursuant to the contracts, agreements, offering materials or other documentation relevant to such products or services.

The information contained in this document does not constitute investment advice.

All statements of opinion reflect the current assessment of DWS Investment GmbH and are subject to change without notice.

Forecasts are not a reliable indicator of future performance. Forecasts are based on assumptions, estimates, opinions and hypothetical performance analysis, therefore actual results may vary, perhaps materially, from the results contained here.

Past performance, [actual or simulated], is not a reliable indication of future performance.

The information contained in this document does not constitute a financial analysis but qualifies as marketing communication. This marketing communication is neither subject to all legal provisions ensuring the impartiality of financial analysis nor to any prohibition on trading prior to the publication of financial analyses.

This document and the information contained herein may only be distributed and published in jurisdictions in which such distribution and publication is permissible in accordance with applicable law in those jurisdictions. Direct or indirect distribution of this document is prohibited in the USA as well as to or for the account of US persons and persons residing in the USA.

DWS Investment GmbH. As of: 25.9.2018

Switzerland

For Qualified Investors (Art. 10 Para. 3 of the Swiss Federal Collective Investment Schemes Act (CISA)).

Kingdom of Bahrain

For Residents of the Kingdom of Bahrain: This document does not constitute an offer for sale of, or participation in, securities, derivatives or funds marketed in Bahrain within the meaning of Bahrain Monetary Agency Regulations. All applications for investment should be received and any allotments should be made, in each case from outside of Bahrain. This document has been prepared for private information purposes of intended investors only who will be institutions. No invitation shall be made to the public in the Kingdom of Bahrain and this document will not be issued, passed to, or made available to the public generally. The Central Bank (CBB) has not reviewed, nor has it approved, this document or the marketing of such securities, derivatives or funds in the Kingdom of Bahrain. Accordingly, the securities, derivatives or funds may not be offered or sold in Bahrain or to residents thereof except as permitted by Bahrain law. The CBB is not responsible for performance of the securities, derivatives or funds.

State of Kuwait

This document has been sent to you at your own request. This presentation is not for general circulation to the public in Kuwait. The Interests have not been licensed for offering in Kuwait by the Kuwait Capital Markets Authority or any other relevant Kuwaiti government agency. The offering of the Interests in Kuwait on the basis a private placement or public offering is, therefore, restricted in accordance with Decree Law No. 31 of 1990 and the implementing regulations thereto (as amended) and Law No. 7 of 2010 and the bylaws thereto (as amended). No private or public offering of the Interests is being made in Kuwait, and no agreement relating to the sale of the Interests will be concluded in Kuwait. No marketing or solicitation or inducement activities are being used to offer or market the Interests in Kuwait.

United Arab Emirates

Deutsche Bank AG in the Dubai International Financial Centre (registered no. 00045) is regulated by the Dubai Financial Services Authority. Deutsche Bank AG - DIFC Branch may only undertake the financial services activities that fall within the scope of its existing DFSA license. Principal place of business in the DIFC: Dubai International Financial Centre, The Gate Village, Building 5, PO Box 504902, Dubai, U.A.E. This information has been distributed by Deutsche Bank AG. Related

financial products or services are only available to Professional Clients, as defined by the Dubai Financial Services Authority.

State of Qatar

Deutsche Bank AG in the Qatar Financial Centre (registered no. 00032) is regulated by the Qatar Financial Centre Regulatory Authority. Deutsche Bank AG – QFC Branch may only undertake the financial services activities that fall within the scope of its existing QFCRA license. Principal place of business in the QFC: Qatar Financial Centre, Tower, West Bay, Level 5, PO Box 14928, Doha, Qatar. This information has been distributed by Deutsche Bank AG. Related financial products or services are only available to Business Customers, as defined by the Qatar Financial Centre Regulatory Authority.

Kingdom of Saudi Arabia

Deutsche Securities Saudi Arabia LLC Company, (registered no. 07073-37) is regulated by the Capital Market Authority. Deutsche Securities Saudi Arabia may only undertake the financial services activities that fall within the scope of its existing CMA license. Principal place of business in Saudi Arabia: King Fahad Road, Al Olaya District, P.O. Box 301809, Faisaliah Tower - 17th Floor, 11372 Riyadh, Saudi Arabia.

United Arab Emirates

Deutsche Bank AG in the Dubai International Financial Centre (registered no. 00045) is regulated by the Dubai Financial Services Authority. Deutsche Bank AG - DIFC Branch may only undertake the financial services activities that fall within the scope of its existing DFSA license. Principal place of business in the DIFC: Dubai International Financial Centre, The Gate Village, Building 5, PO Box 504902, Dubai, U.A.E. This information has been distributed by Deutsche Bank AG. Related financial products or services are only available to Professional Clients, as defined by the Dubai Financial Services Authority.

Important information – APAC

DWS is the brand name of DWS Group GmbH & Co. KGaA. The respective legal entities offering products or services under the DWS brand are specified in the respective contracts, sales materials and other product information documents. DWS Group GmbH & Co. KGaA, its affiliated companies and its officers and employees (collectively “DWS Group”) are communicating this document in good faith and on the following basis.

This document has been prepared without consideration of the investment needs, objectives or financial circumstances of any investor. Before making an investment decision, investors need to consider, with or without the assistance of an investment adviser, whether the investments and strategies described or provided by DWS Group, are appropriate, in light of their particular investment needs, objectives and financial circumstances. Furthermore, this document is for information/discussion purposes only and does not constitute an offer, recommendation or solicitation to conclude a transaction and should not be treated as giving investment advice.

DWS Group does not give tax or legal advice. Investors should seek advice from their own tax experts and lawyers, in considering investments and strategies suggested by DWS Group. Investments with DWS Group are not guaranteed, unless specified.

Investments are subject to various risks, including market fluctuations, regulatory change, possible delays in repayment and loss of income and principal invested. The value of investments can fall as well as rise and you might not get back the amount originally invested at any point in time. Furthermore, substantial fluctuations of the value of the investment are possible even over short periods of time. The terms of any investment will be exclusively subject to the detailed provisions, including risk considerations, contained in the offering documents. When making an investment decision, you should rely on the final documentation relating to the transaction and not the summary contained herein. Past performance is no guarantee of current or future performance. Nothing contained herein shall constitute any representation or warranty as to future performance.

Although the information herein has been obtained from sources believed to be reliable, DWS Group does not guarantee its accuracy, completeness or fairness. No liability for any error or omission is accepted by DWS Group. Opinions and estimates may be changed without notice and involve a number of assumptions which may not prove valid. All third party data (such as MSCI, S&P, Dow Jones, FTSE, Bank of America Merrill Lynch, Factset & Bloomberg) are copyrighted by and

proprietary to the provider. DWS Group or persons associated with it ("Associated Persons") may (i) maintain a long or short position in securities referred to herein, or in related futures or options, and (ii) purchase or sell, make a market in, or engage in any other transaction involving such securities, and earn brokerage or other compensation.

The document was not produced, reviewed or edited by any research department within DWS Group and is not investment research. Therefore, laws and regulations relating to investment research do not apply to it. Any opinions expressed herein may differ from the opinions expressed by other DWS Group departments including research departments. This document may contain forward looking statements. Forward looking statements include, but are not limited to assumptions, estimates, projections, opinions, models and hypothetical performance analysis. The forward looking statements expressed constitute the author's judgment as of the date of this material. Forward looking statements involve significant elements of subjective judgments and analyses and changes thereto and/or consideration of different or additional factors could have a material impact on the results indicated. Therefore, actual results may vary, perhaps materially, from the results contained herein. No representation or warranty is made by DWS Group as to the reasonableness or completeness of such forward looking statements or to any other financial information contained herein.

This document may not be reproduced or circulated without DWS Group's written authority. The manner of circulation and distribution of this document may be restricted by law or regulation in certain countries, including the United States.

This document is not directed to, or intended for distribution to or use by, any person or entity who is a citizen or resident of or located in any locality, state, country or other jurisdiction, including the United States, where such distribution, publication, availability or use would be contrary to law or regulation or which would subject DWS Group to any registration or licensing requirement within such jurisdiction not currently met within such jurisdiction. Persons into whose possession this document may come are required to inform themselves of, and to observe, such restrictions.

Unless notified to the contrary in a particular case, investment instruments are not insured by the Federal Deposit Insurance Corporation ("FDIC") or any other governmental entity, and are not guaranteed by or obligations of DWS Group.

© August 2018 Deutsche Asset Management Investment GmbH.

Important information – UK

FOR PROFESSIONAL CLIENTS ONLY

Issued in the UK by Deutsche Asset Management (UK) Limited. Deutsche Asset Management (UK) Limited is authorised and regulated by the Financial Conduct Authority.

This document is a "non-retail communication" within the meaning of the FCA's Rules and is directed only at persons satisfying the FCA's client categorisation criteria for an eligible counterparty or a professional client. This document is not intended for and should not be relied upon by a retail client.

This document is intended for discussion purposes only and does not create any legally binding obligations on the part of DWS Group GmbH & Co. KGaA and/or its affiliates ("DWS"). This material was not produced, reviewed or edited by the Research Department, except where specific documents produced by the Research Department have been referenced and reproduced above. Without limitation, this document does not constitute an offer, an invitation to offer or a recommendation to enter into any transaction. When making an investment decision, you should rely solely on the final documentation relating to the transaction and not the summary contained herein. DWS is not acting as your financial adviser or in any other fiduciary capacity in relation to this Paper. The transaction(s) or products(s) mentioned herein may not be appropriate for all investors and before entering into any transaction you should take steps to ensure that you fully understand the transaction and have made an independent assessment of the appropriateness of the transaction in the light of your own objectives and circumstances, including the possible risks and benefits of entering into such transaction. For general information regarding the nature and risks of the proposed transaction and types of financial instruments please go to <https://www.db.com/company/en/risk-disclosures.htm>. You should also consider seeking advice from your own advisers in making this assessment. If you decide to enter into a transaction with DWS, you do so in reliance on your own judgment,

Although information in this document has been obtained from sources believed to be reliable, we do not guarantee its accuracy, completeness or fairness, and it should not be relied upon as such. All opinions and estimates herein, including forecast returns, reflect our judgment on the date of this report and are subject to change without notice and involve a number of assumptions which may not prove valid.

Any projections are based on a number of assumptions as to market conditions and there can be no guarantee that any projected results will be achieved. Past performance is not a guarantee of future results. Any opinions expressed herein may differ from the opinions expressed by other DWS departments including DWS Research. DWS may engage in transactions in a manner inconsistent with the views discussed herein. DWS trades or may trade as principal in the instruments (or related derivatives), and may have proprietary positions in the instruments (or related derivatives) discussed herein. DWS may make a market in the instruments (or related derivatives) discussed herein. You may not distribute this document, in whole or in part, without our express written permission.

DWS SPECIFICALLY DISCLAIMS ALL LIABILITY FOR ANY DIRECT, INDIRECT, CONSEQUENTIAL OR OTHER LOSSES OR DAMAGES INCLUDING LOSS OF PROFITS INCURRED BY YOU OR ANY THIRD PARTY THAT MAY ARISE FROM ANY RELIANCE ON THIS DOCUMENT OR FOR THE RELIABILITY, ACCURACY, COMPLETENESS OR TIMELINESS THEREOF.

Any reference to "DWS", "Deutsche Asset Management" or "Deutsche AM" shall, unless otherwise required by the context, be understood as a reference to Deutsche Asset Management (UK) Limited including any of its parent companies, any of its or its parents affiliates or subsidiaries and, as the case may be, any investment companies promoted or managed by any of those entities.

This document has been prepared without consideration of the investment needs, objectives or financial circumstances of any investor. Before making an investment decision, investors need to consider, with or without the assistance of an investment adviser, whether the investments and strategies described or provided by DWS, are appropriate, in light of their particular investment needs, objectives and financial circumstances. Furthermore, this document is for information/discussion purposes only and does not constitute an offer, recommendation or solicitation to conclude a transaction and should not be treated as giving investment advice.

DWS does not give tax or legal advice. Investors should seek advice from their own tax experts and lawyers, in considering investments and strategies suggested by DWS. Investments with DWS are not guaranteed, unless specified. Unless notified to the contrary in a particular case, investment instruments are not insured by the Federal Deposit Insurance Corporation ("FDIC") or any other governmental entity, and are not guaranteed by or obligations of DWS or its affiliates.

Investments are subject to various risks, including market fluctuations, regulatory change, counterparty risk, possible delays in repayment and loss of income and principal invested. The value of investments can fall as well as rise and you may not recover the amount originally invested at any point in time. Furthermore, substantial fluctuations of the value of the investment are possible even over short periods of time.

This publication contains forward looking statements. Forward looking statements include, but are not limited to assumptions, estimates, projections, opinions, models and hypothetical performance analysis. The forward looking statements expressed constitute the author's judgment as of the date of this material. Forward looking statements involve significant elements of subjective judgments and analyses and changes thereto and/or consideration of different or additional factors could have a material impact on the results indicated. Therefore, actual results may vary, perhaps materially, from the results contained herein. No representation or warranty is made by DWS as to the reasonableness or completeness of such forward looking statements or to any other financial information contained herein. The terms of any investment will be exclusively subject to the detailed provisions, including risk considerations, contained in the Offering Documents. When making an investment decision, you should rely on the final documentation relating to the transaction and not the summary contained herein.

This document may not be reproduced or circulated without our written authority. The manner of circulation and distribution of this document may be restricted by law or regulation in certain countries, including the United States. This document is not directed to, or intended for distribution to or use by, any person or entity who is a citizen or resident of or located in any locality, state, country or other jurisdiction, including the United States, where such distribution, publication, availability or use would be contrary to law or regulation or which would subject DWS to any registration or licensing requirement within such jurisdiction not currently met within such jurisdiction. Persons into whose possession this document may come are required to inform themselves of, and to observe, such restrictions.

Past performance is no guarantee of future results; nothing contained herein shall constitute any representation or warranty as to future performance.

© Deutsche Asset Management (UK) Limited 2018. All information as of July 2018 unless otherwise stated.

Important information – United States

For purposes of ERISA and the Department of Labor's fiduciary rule, we are relying on the sophisticated fiduciary exception in marketing our services and products through intermediary institutions, and nothing herein is intended as fiduciary or impartial investment advice.

This document may not be reproduced or circulated without our written authority.

CRS 061139